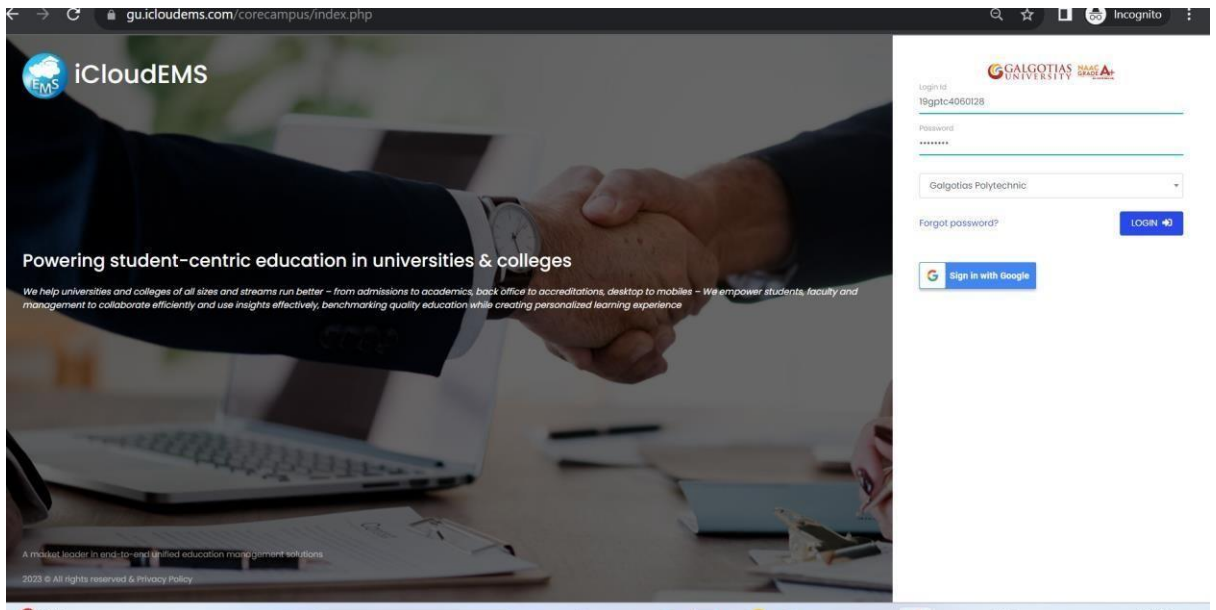
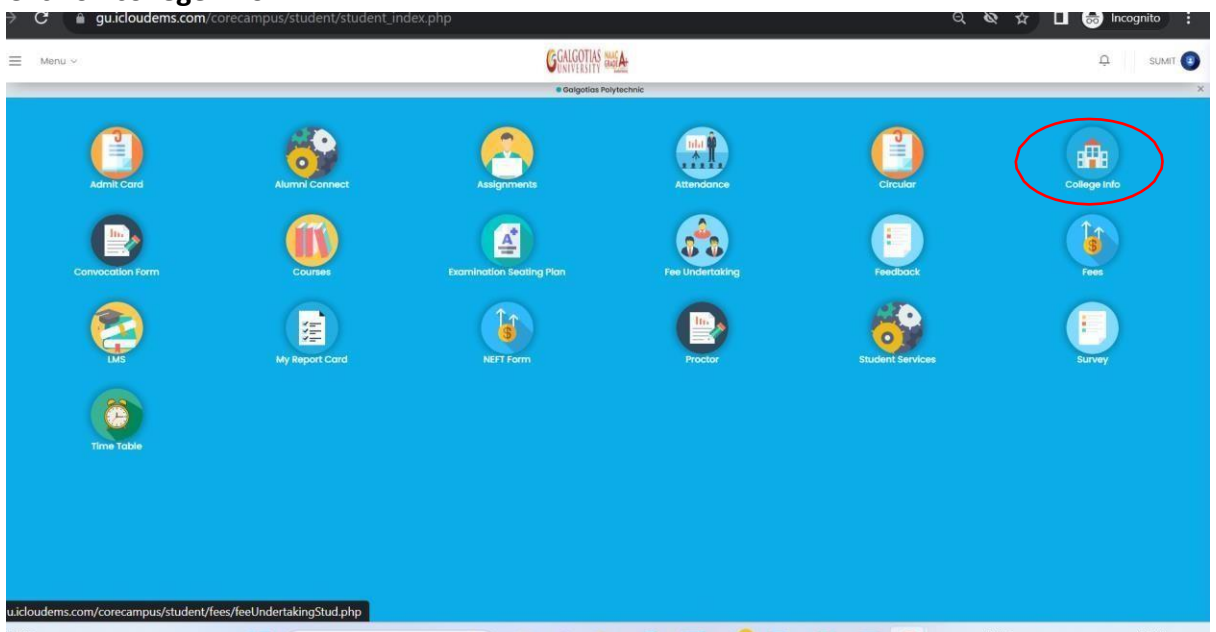


SOP for Even Sem Backlog May 2024

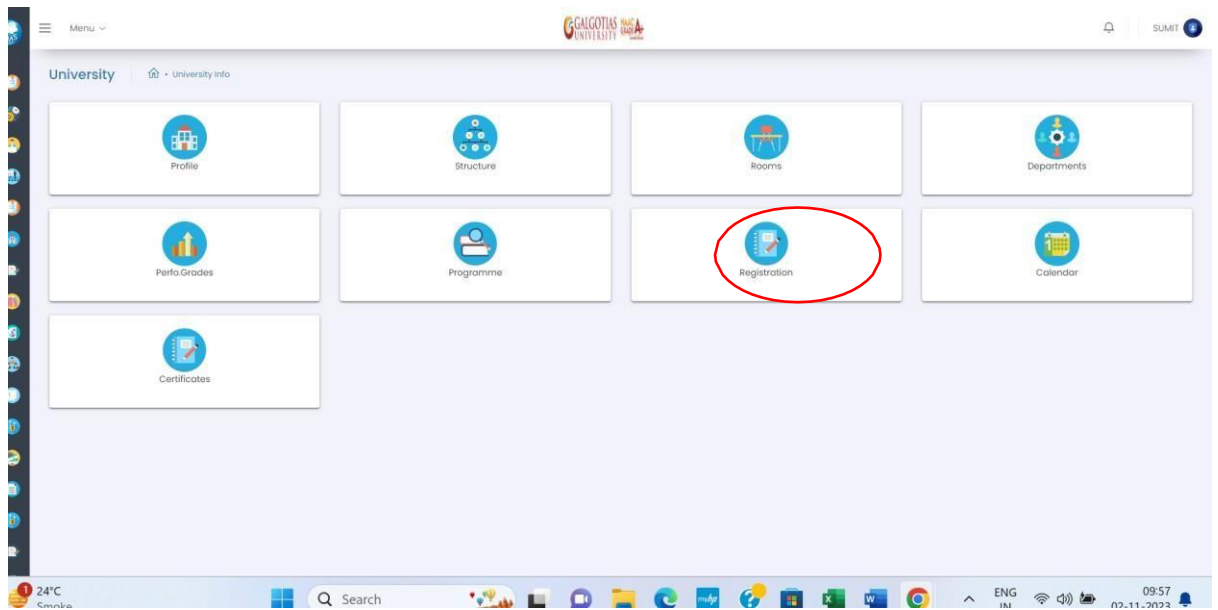
1. Login in your iCloud



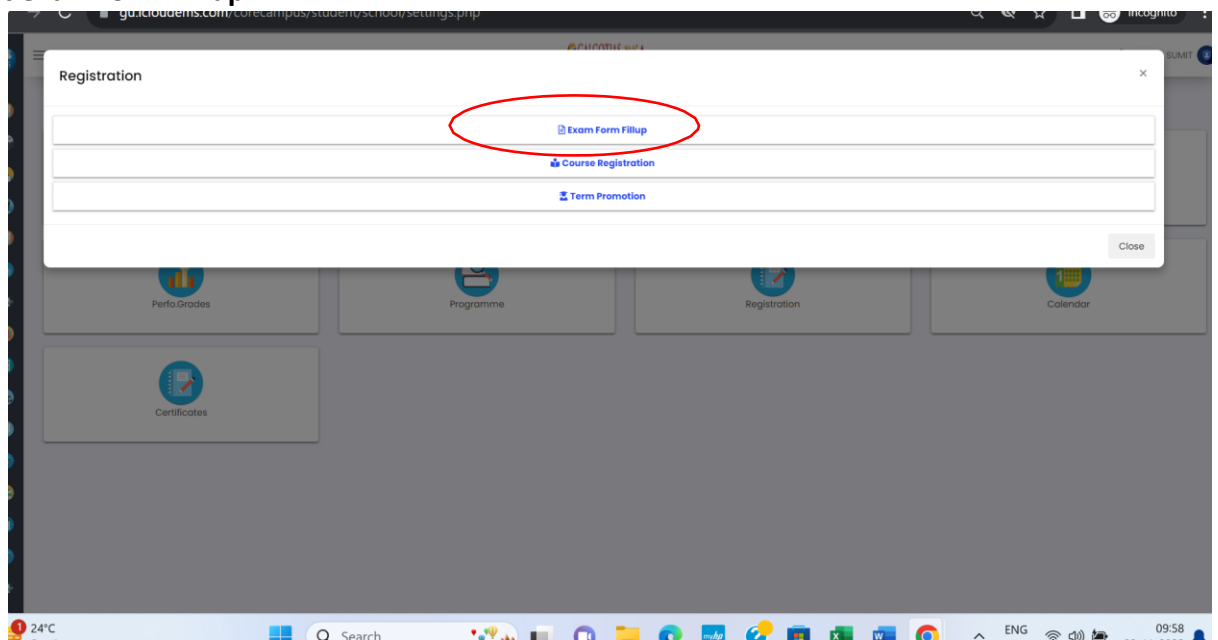
2. Click on college info



3. Click on registration



4. Select exam form fill up



5. Select exam year 2023-24

3. After Final Submission, you can not apply or remove course.
4. After Final Submission only, your exam form will be considered.

Enabled Exam registration between 17/05/2024 and 24/05/2024

Exam form not finalized yet, kindly do final submit for exam form from All courses tab!!

Selection

Academic Year
2023-2024

Exam Session
Even Sem Backlog May 2024 GSOB

My Exam Registrarion

All Courses
2022-2023 (SEM IV)

Available courses for examination registration

Course Code : D1UA402B

Title : Campus to Corporate
Credit : 3.00 Type :PP

Result :
Fail

Semester : SEM IV Status : Backlog

41°C Haze 14:23 17-05-2024

6. Select exam session Even Sem Backlog May 2024

3. After Final Submission, you can not apply or remove course.
4. After Final Submission only, your exam form will be considered.

Enabled Exam registration between 17/05/2024 and 24/05/2024

Exam form not finalized yet, kindly do final submit for exam form from All courses tab!!

Selection

Academic Year
2023-2024

Exam Session
Even Sem Backlog May 2024 GSOB

My Exam Registrarion

All Courses
2022-2023 (SEM IV)

Available courses for examination registration

Course Code : D1UA402B

Title : Campus to Corporate
Credit : 3.00 Type :PP

Result :
Fail

Semester : SEM IV Status : Backlog

41°C Haze 14:23 17-05-2024

7. Select even semesters and click on apply after selecting course

The screenshot shows a web browser window with the URL https://gu.icloudems.com/corecampus/student/school/exam_form_reg.php#!/examcourse. The page has a blue header and contains several sections:

- Selection:** Includes dropdowns for "Academic Year" (2023-2024) and "Exam Session" (Even Sem Backlog May 2024 GSOB).
- My Exam Registration:** A list of courses where "2022-2023 (SEM IV)" is circled in blue.
- Available courses for examination registration:** A card for "Course Code : D1UA402B" with details: "Title : Campus to Corporate", "Credit : 3.00", "Type :PP", "Semester : SEM IV", "Result : Fail", and "Status : Backlog". The "Apply" button at the bottom of this card is circled in blue.

Green notification boxes at the top state: "Enabled Exam registration between 17/05/2024 and 24/05/2024" and "Exam form not finalized yet, kindly do final submit for exam form from All courses tab!!". The Windows taskbar at the bottom shows the date as 17-04-2024 and temperature as 41°C Haze.

8. After applying click on final submission

The screenshot shows the same web browser window with the URL https://gu.icloudems.com/corecampus/student/school/exam_form_reg.php#!/examcourse. The page has a dark header and contains several sections:

- Instructions:** A pink box with four numbered instructions: "1. Please choose your courses for the exam form carefully. Ones Dues generated will not be reversed.", "2. Until Final Submission , you can apply or remove course.", "3. After Final Submission, you can not apply or remove course.", "4. After Final Submission only, your exam form will be considered."
- Selection:** Includes dropdowns for "Academic Year" (2023-2024) and "Exam Session" (Reevaluation Fall 2023-2024 SMAS).
- My Exam Registration:** A list of courses where "2023-2024 (Sem I)" is selected.
- Available courses for examination registration:** A list of courses where "L3UA102T" and "O1UA102B" are visible.
- Final Submission:** A blue button labeled "Final Submission of Exam Form" is circled in blue.

Green notification boxes at the top state: "Enabled Exam registration between 16/04/2024 and 20/04/2024" and "Exam form not finalized yet, kindly do final submit for exam form from All courses tab!!". The Windows taskbar at the bottom shows the date as 16-04-2024 and temperature as 34°C Haze.