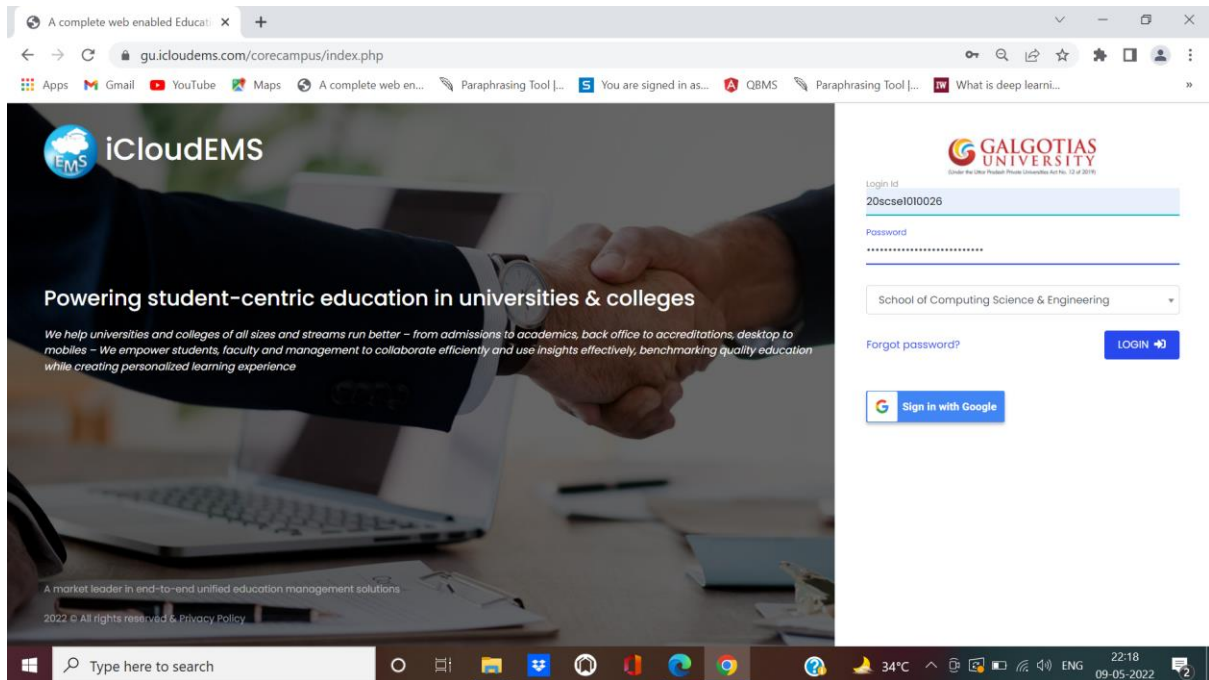


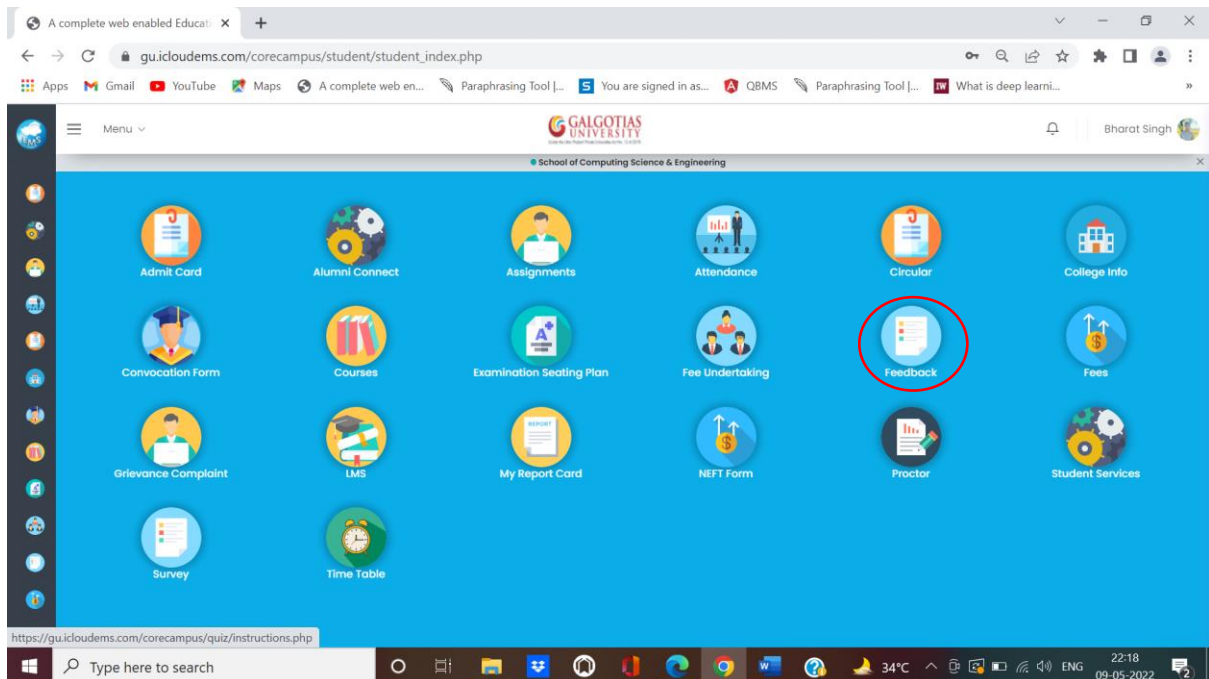
SOP for generating Admit card

Step 1. Student to login in iCloud



The screenshot shows a web browser window with the URL gu.icloudems.com/corecampus/index.php. The page features the iCloudEMS logo and a banner with the text "Powering student-centric education in universities & colleges". On the right side, there is a login form with the following fields: "Login Id" (containing "20scse1010026"), "Password" (masked with dots), and a dropdown menu for "School of Computing Science & Engineering". There are also links for "Forgot password?" and "Sign in with Google". A "LOGIN" button is located at the bottom right of the form. The Windows taskbar at the bottom shows the system tray with the date "09-05-2022" and time "22:18".

Step 2. Click on Feedback



The screenshot shows the student dashboard on the iCloudEMS website. The URL is gu.icloudems.com/corecampus/student/student_index.php. The dashboard is titled "School of Computing Science & Engineering" and displays a grid of service icons. The "Feedback" icon, which depicts a document with a speech bubble, is circled in red. Other icons include Admit Card, Alumni Connect, Assignments, Attendance, Circular, College Info, Convocation Form, Courses, Examination Seating Plan, Fee Undertaking, Fees, Grievance Complaint, LMS, My Report Card, NEET Form, Proctor, and Student Services. The Windows taskbar at the bottom shows the system tray with the date "09-05-2022" and time "22:18".

Step 5. Select the Course Exit Survey to fill and complete

The screenshot shows a web browser window displaying the Galgotias University feedback form selection page. The page title is "Feedback" and the breadcrumb is "Feedback Instructions". The user is logged in as "Bharat Singh". The page contains several dropdown menus for selection:

- Select Academic Year:** 2021-2022
- Select Class:** B.Tech. Computer Science and Engineering 2020-21 II-SE
- Select Turn:** Course Exit (highlighted with a red box)
- Feedback Type:** Institute Level (highlighted with a red box)

The page also displays "Students Feedback For Ac 022" and "Instructions" for the survey:

- This feedback is very important for continuous improvement in Teaching-Learning process, please fill honestly.
- Express your opinion confidently without any fear in mind.
- The feedback data is secured and cannot be accessed by anyone else.
- No information of the student will be revealed at any instance of time.
- Please do not press browser close, refresh button while giving feedback.

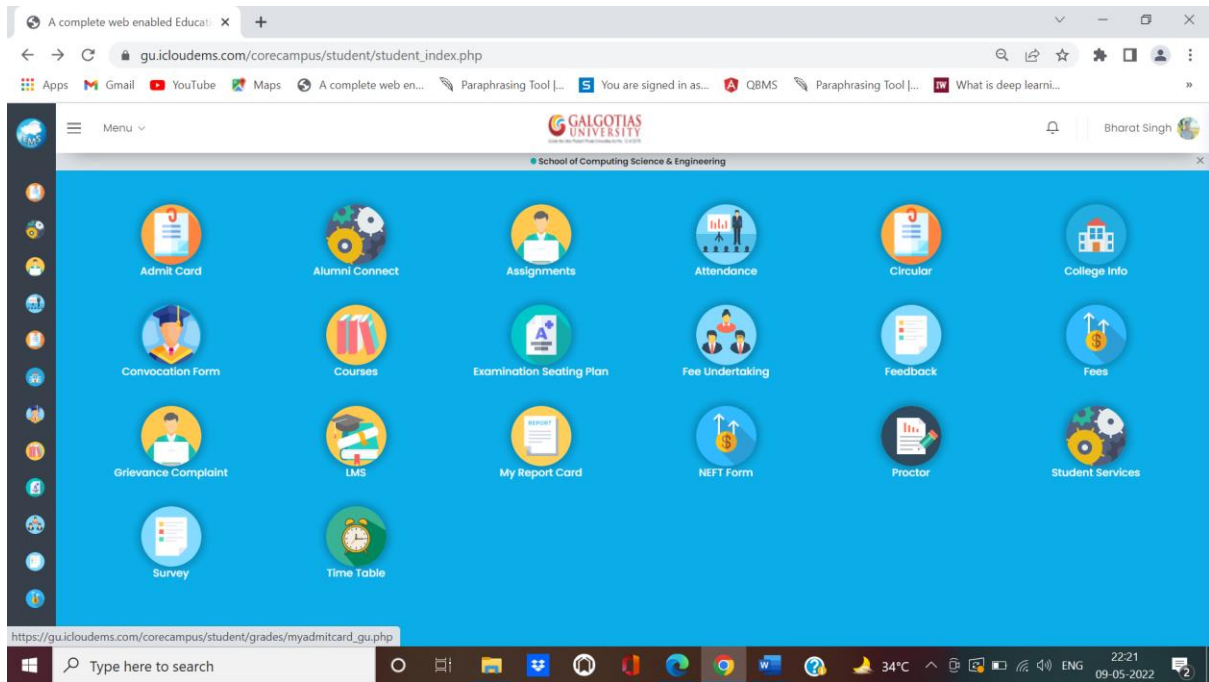
Step 6. Complete the Course Exit Survey

The screenshot shows a web browser window displaying the Galgotias University course exit survey questions page. The page title is "Individual Staff Appraisal" and the breadcrumb is "Individual Staff Appraisal". The user is logged in as "Bharat Singh". The page displays the course name "Analysis and Design of Algorithms (BTCS2402)" and the section "Feedback Questions".

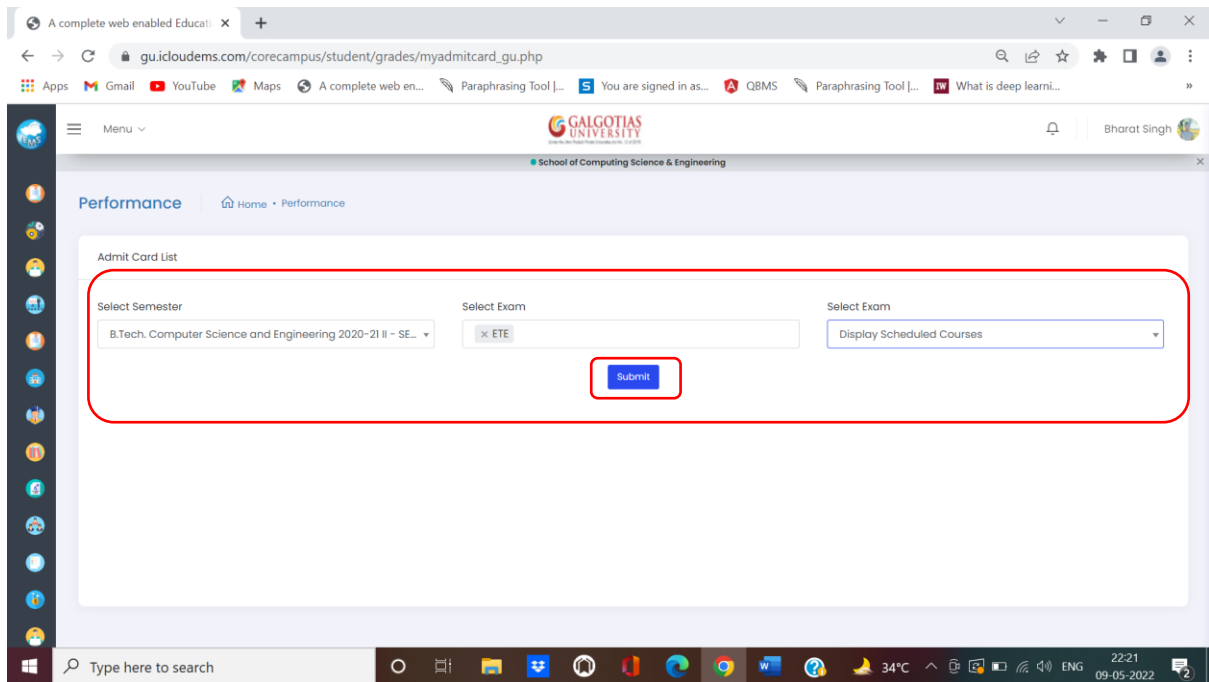
The survey questions are:

- Understanding of latest advances and its applications in Design and Analysis of Algorithms (5 stars)
- Analyze the complexity of the algorithms and use technique divide and conquer to solve the problems (5 stars)
- Identify feasible solutions for different problems through greedy method and minimize the solutions space and to solve the problems through dynamic programming. (5 stars)

Step 7. After completing the feedback, Click on the Admit card.



Step 8. Select the Class for current sem. Select the exam name ETE and Select exam display scheduled Courses.



Step 9. After completing the feedback download the admit card

The screenshot shows a web browser window displaying a portal for Galgotias University. The page is titled "Performance" and is part of the "School of Computing Science & Engineering". The main content area is titled "Admit Card List". It features three dropdown menus: "Select Semester" (with "Select Semester" as the selected option), "Select Exam" (empty), and "Select Exam" (with "Display All Courses" as the selected option). A blue "Submit" button is located below these filters. Below the filters is a table with the following data:

Class	Exam Component	Print
B.Tech, Computer Science and Engineering 2020-21 II (SEM IV)	ETE	Feedback Not given

The browser's address bar shows the URL: `gu.icloudems.com/corecampus/student/grades/myadmitcard_gu.php?semesterNumeric=3146&exam_component=ETE%3D%3D&admitCardCo...`. The Windows taskbar at the bottom shows the search bar, system tray with temperature (38°C), time (16:23), and date (10-05-2022).