



GALGOTIAS UNIVERSITY

Uttar Pradesh

DATE SHEET of LEFTOVER COURSES EXAMINATION

(10th December to 24th December 2021)

Sem - III

B. Sc. Computer Science					
School	Program	Date	Time	Course Code	Course Name
SCSE	B.Sc. Comp Sc. III Sem	10.12.2021	09.30 AM - 12.30 PM	BSCS2315	DESIGN AND ANALYSIS OF ALGORITHMS
SCSE	B.Sc. Comp Sc. III Sem	17.12.2021	09.30 AM - 12.30 PM	BSCS2314	COMPUTER GRAPHICS
SCSE	B.Sc. Comp Sc. III Sem	20.12.2021	09.30 AM - 12.30 PM	BSCS3004	INTRODUCTION TO CYBER SECURITY
SCSE	B.Sc. Comp Sc. III Sem	24.12.2021	09.30 AM - 12.30 PM	BSCS2313	JAVA PROGRAMMING
M. Sc. Computer Science					
School	Program	Date	Time	Course Code	Course Name
SCSE	M.Sc. Comp Sc. III Sem	10.12.2021	09.30 AM - 12.30 PM	MSCS2310	CYBER SECURITY
B.Tech CSE					
School	Program	Date	Time	Course Code	Course Name
SCSE	B.Tech CSE III Sem	13.12.2021	09.30 AM - 12.30 PM	BCSE2073	DATA BASE MANAGEMENT SYSTEM
SCSE	B.Tech CSE III Sem	15.12.2021	09.30 AM - 12.30 PM	BCSE2361	DATA STRUCTURES & ALGORITHMS
SCSE	B.Tech CSE III Sem	17.12.2021	09.30 AM - 12.30 PM	BCSE2370	DATA COMMUNICATION AND NETWORKING
SCSE	B.Tech CSE III Sem	20.12.2021	09.30 AM - 12.30 PM	BCSE2351	SOFTWARE PROJECT MANAGEMENT
SCSE	B.Tech CSE III Sem	20.12.2021	09.30 AM - 12.30 PM	BCSE2380	CYBER SECURITY
SCSE	B.Tech CSE III Sem	21.12.2021	09.30 AM - 12.30 PM	BCSE2340	THEORY OF AUTOMATA AND FORMAL LANGUAGES
SCSE	B.Tech CSE III Sem	22.12.2021	09.30 AM - 12.30 PM	MATH2007	DISCRETE MATHEMATICS
B.Tech CSE with Specialization in Cloud Computing & Virtualization					
School	Program	Date	Time	Course Code	Course Name
SCSE	B.Tech CCV III Sem	20.12.2021	09.30 AM - 12.30 PM	BCSE2002	Introduction to IoT, Cloud and Big Data
SCSE	B.Tech CCV III Sem	22.12.2021	09.30 AM - 12.30 PM	BCSE2320	Data Structures Using C++
B.Tech CSE with Specialization in Computer Network and Cyber Security					
School	Program	Date	Time	Course Code	Course Name
SCSE	B.Tech CSE (CNCS) III Sem	13.12.2021	09.30 AM - 12.30 PM	BCSE2073	DATA BASE MANAGEMENT SYSTEM
SCSE	B.Tech CSE (CNCS) III Sem	22.12.2021	09.30 AM - 12.30 PM	MATH2007	DISCRETE MATHEMATICS





GALGOTIAS UNIVERSITY

Uttar Pradesh

DATE SHEET of LEFTOVER COURSES EXAMINATION
(10th December to 24th December 2021)

Sem - III

B.Tech CSE (Cyber Security and Forensic)					
School	Program	Date	Time	Course Code	Course Name
SCSE	B.Tech CSE(CS) III Sem	15.12.2021	09.30 AM - 12.30 PM	BCSE2361	DATA STRUCTURES & ALGORITHMS
BCA					
School	Program	Date	Time	Course Code	Course Name
SCSE	BCA III Sem	15.12.2021	09.30 AM - 12.30 PM	BCAS2007 / BCAC2106	Computer Networking
SCSE	BCA III Sem	17.12.2021	09.30 AM - 12.30 PM	BCAS2004 / BCAC2104	Introduction To Algorithm Analysis And Design
SCSE	BCA III Sem	20.12.2021	09.30 AM - 12.30 PM	BCAC2103	JAVA PROGRAMMING
SCSE	BCA III Sem	22.12.2021	09.30 AM - 12.30 PM	BCAC2105	CRYPTOGRAPHIC FUNDAMENTALS
SCSE	BCA III Sem	23.12.2021	09.30 AM - 12.30 PM	BCAC2102	DATABASE MANAGEMENT SYSTEM
SCSE	BCA III Sem	24.12.2021	09.30 AM - 12.30 PM	BCAC2101	COMPUTER ARCHITECTURE
Integrated BCA + MCA					
School	Program	Date	Time	Course Code	Course Name
SCSE	Intg. BCA+MCA III Sem	20.12.2021	09.30 AM - 12.30 PM	BCAS2003	JAVA Programming
BCA in Multimedia & Animation (MMA)					
School	Program	Date	Time	Course Code	Course Name
SCSE	BCA MMA III Sem	17.12.2021	09.30 AM - 12.30 PM	BCAS2004	Introduction to Algorithm Analysis and Design
B.Tech (Hons) Mechanical Engineering					
School	Program	Date	Time	Course Code	Course Name
SOME	B.Tech (H) ME III Sem	17.12.2021	09.30 AM - 12.30 PM	BTME2024	MATERIAL SCIENCE
Diploma in Civil Engineering					
School	Program	Date	Time	Course Code	Course Name
GPTC	Diploma Civil Engg III Sem	10.12.2021	09.30 AM - 12.30 PM	EEDM2001	ENVIRONMENT EDUCATION & DISASTER MANAGEMENT





GALGOTIAS UNIVERSITY

Uttar Pradesh

DATE SHEET of LEFTOVER COURSES EXAMINATION

(10th December to 24th December 2021)

Sem - III

Diploma in Computer Science & Engineering					
School	Program	Date	Time	Course Code	Course Name
GPTC	Diploma CSE III Sem	17.12.2021	09.30 AM - 12.30 PM	DPCD2003	PRINCIPLES OF DIGITAL ELECTRONICS
GPTC	Diploma CSE III Sem	20.12.2021	09.30 AM - 12.30 PM	MATD2001	APPLIED MATHEMATICS-III
B.Sc. (H) Chemistry ETE December 2021					
School	Program	Date	Time	Course Code	Course Name
SBAS	B.Sc (H) Chemistry III Sem	15.12.2021	09.30 AM - 12.30 PM	BSCC2003	Inorganic Chemistry II
SBAS	B.Sc (H) Chemistry III Sem	17.12.2021	09.30 AM - 12.30 PM	BSCC2004	Organic Chemistry II
B.Sc (H) Forensic Science ETE December 2021					
School	Program	Date	Time	Course Code	Course Name
SBAS	B.Sc (H) Forensic Sc. III Sem	10.12.2021	09.30 AM - 12.30 PM	BSCF2001	Fingerprints
SBAS	B.Sc (H) Forensic Sc. III Sem	15.12.2021	09.30 AM - 12.30 PM	BCHY2008	ANALYTICAL CHEMISTRY I
SBAS	B.Sc (H) Forensic Sc. III Sem	17.12.2021	09.30 AM - 12.30 PM	BSCF2002	APPLIED FORENSIC BIOLOGY
SBAS	B.Sc (H) Forensic Sc. III Sem	20.12.2021	09.30 AM - 12.30 PM	BSCF2003	FORENSIC TOXICOLOGY
BBA					
School	Program	Date	Time	Course Code	Course Name
SOB	BBA - III Sem	13.12.2021	01.30 PM - 04.30 PM	BBAD2005	Production and Operations Management
SOB	BBA - III Sem	15.12.2021	01.30 PM - 04.30 PM	BBAD2006	E business
SOB	BBA - III Sem	17.12.2021	01.30 PM - 04.30 PM	BBAD2015	Service marketing
SOB	BBA - III Sem	18.12.2021	09.30 AM - 12.30 PM	BBAD2007	Financial Management
SOB	BBA - III Sem	20.12.2021	01.30 PM - 04.30 PM	BBAD2004	Business Environment
SOB	BBA - III Sem	21.12.2021	09.30 AM - 12.30 PM	SLBB2001	Skills of Communication
SOB	BBA - III Sem	22.12.2021	01.30 PM - 04.30 PM	BBAD2003	International Business
SOB	BBA - III Sem	23.12.2021	09.30 AM - 12.30 PM	GERN2001	GERMAN-II
SOB	BBA - III Sem	24.12.2021	01.30 PM - 04.30 PM	BBAD2001	Human Resource Management





GALGOTIAS UNIVERSITY

Uttar Pradesh

DATE SHEET of LEFTOVER COURSES EXAMINATION
(10th December to 24th December 2021)

Sem - III

Integrated MBA (BBA+MBA)					
School	Program	Date	Time	Course Code	Course Name
SOB	Intg BBA+MBA III Sem	15.12.2021	01.30 PM - 04.30 PM	BBAD2006	E business
SOB	Intg BBA+MBA III Sem	21.12.2021	09.30 AM - 12.30 PM	SLBB2001	Skills of Communication
SOB	Intg BBA+MBA III Sem	23.12.2021	09.30 AM - 12.30 PM	GERN2001	GERMAN-II
BBA Marketing & Automobile Management					
School	Program	Date	Time	Course Code	Course Name
SOB	BBA MAM III Sem	22.12.2021	01.30 PM - 04.30 PM	BBCC2003	MACRO ECONOMICS
BBA Logistics and Supply Chain Management					
School	Program	Date	Time	Course Code	Course Name
SOB	BBA LSC III Sem	13.12.2021	01.30 PM - 04.30 PM	BBAD2005	Production and Operations Management
SOB	BBA LSC III Sem	15.12.2021	01.30 PM - 04.30 PM	BBAD2006	E business
SOB	BBA LSC III Sem	18.12.2021	09.30 AM - 12.30 PM	BBAD2007	Financial Management
SOB	BBA LSC III Sem	20.12.2021	01.30 PM - 04.30 PM	BBAD2004	Business Environment
SOB	BBA LSC III Sem	21.12.2021	09.30 AM - 12.30 PM	SLBB2001	Skills of Communication
SOB	BBA LSC III Sem	22.12.2021	01.30 PM - 04.30 PM	BBAD2003	International Business
SOB	BBA LSC III Sem	24.12.2021	01.30 PM - 04.30 PM	BBAD2001	Human Resource Management
SOB	BBA LSC III Sem	21.12.2021	09.30 AM - 12.30 PM	BBCC2002	BUSINESS LAW
SOB	BBA LSC III Sem	22.12.2021	01.30 PM - 04.30 PM	BBCC2003	MACRO ECONOMICS
SOB	BBA LSC III Sem	22.12.2021	01.30 PM - 04.30 PM	BBCC2001	QUANTITATIVE TECHNIQUES & ANALYSIS
SOB	BBA LSC III Sem	24.12.2021	01.30 PM - 04.30 PM	BBCC2005	MANAGEMENT INFORMATION SYSTEM
BBA Aviation Management					
School	Program	Date	Time	Course Code	Course Name
SOB	BBA AVI III Sem	18.12.2021	09.30 AM - 12.30 PM	BBCC2007	Strategic Management
SOB	BBA AVI III Sem	23.12.2021	09.30 AM - 12.30 PM	GERN2001	GERMAN-II





GALGOTIAS UNIVERSITY

Uttar Pradesh

DATE SHEET of LEFTOVER COURSES EXAMINATION
(10th December to 24th December 2021)

Sem - III

MBA Dual

School	Program	Date	Time	Course Code	Course Name
SOB	MBA Dual III Sem	10.12.2021	01.30 PM - 04.30 PM	MBDS6003	STRATEGIC MANAGEMENT
SOB	MBA Dual III Sem	16.12.2021	09.30 AM - 12.30 PM	MBOP6009	Management of Manufacturing Systems
SOB	MBA Dual III Sem	16.12.2021	09.30 AM - 12.30 PM	MBIB6001	Global Business Strategy
SOB	MBA Dual III Sem	17.12.2021	01.30 PM - 04.30 PM	MBMK6013	Digital and Social Media Marketing
SOB	MBA Dual III Sem	18.12.2021	09.30 AM - 12.30 PM	MBMK6004	Integrated Marketing Communication
SOB	MBA Dual III Sem	21.12.2021	09.30 AM - 12.30 PM	MBOP6007	Supply Chain and Logistics Management
SOB	MBA Dual III Sem	23.12.2021	09.30 AM - 12.30 PM	MBBA6008	Marketing Analytics
SOB	MBA Dual III Sem	23.12.2021	01.30 PM - 04.30 PM	MBDS6007	PROJECT MANAGEMENT

MBA Marketing & Automobile Management

School	Program	Date	Time	Course Code	Course Name
SOB	MBA M&A III Sem	23.12.2021	01.30 PM - 04.30 PM	MBDS6007	PROJECT MANAGEMENT

B.Com (H)

School	Program	Date	Time	Course Code	Course Name
SFC	B.Com (H) - III Sem	10.12.2021	01.30 PM - 04.30 PM	BCOM2015	Income Tax Law and Practice
SFC	B.Com (H) - III Sem	13.12.2021	01.30 PM - 04.30 PM	BCOM2014	Cost Accounting
SFC	B.Com (H) - III Sem	15.12.2021	01.30 PM - 04.30 PM	BCOM2017	Auditing
SFC	B.Com (H) - III Sem	24.12.2021	01.30 PM - 04.30 PM	BCOM2016	Corporate Governance and Business Ethics
SFC	B.Com (H) - III Sem	20.12.2021	01.30 PM - 04.30 PM	BCOM2018	Corporate Accounting
SFC	B.Com (H) - III Sem	22.12.2021	01.30 PM - 04.30 PM	BCOM2013	ORGANIZATIONAL BEHAVIOUR
SFC	B.Com (H) - III Sem	24.12.2021	01.30 PM - 04.30 PM	BCOM2019	International Business

B.A (H) Applied Psychology

School	Program	Date	Time	Course Code	Course Name
SLE	B.A(H) Appl. Psychology -III Sem	17.12.2021	01.30 PM - 04.30 PM	GERN2005	FOREIGN LANGUAGE GERMAN-1

B.A. Journalism and Mass Communication

School	Program	Date	Time	Course Code	Course Name
SMCS	BJMC III Sem	15.12.2021	01.30 PM - 04.30 PM	BAJC2022	Light and Camera

Bachelor of Optometry

School	Program	Date	Time	Course Code	Course Name
SMAS	B.Opto III Sem	21.12.2021	09.30 AM - 12.30 PM	BOPT3005	Ocular Disease-1





GALGOTIAS
UNIVERSITY

GALGOTIAS UNIVERSITY

Uttar Pradesh

DATE SHEET of LEFTOVER COURSES EXAMINATION
(10th December to 24th December 2021)

Sem - V

B.Tech Computer Science and Engineering

School	Program	Date	Time	Course Code	Course Name
SCSE	B.Tech CSE V Sem	18.12.2021	09.30 AM - 12.30 PM	BCSE3002	Compiler Design
SCSE	B.Tech CSE V Sem	20.12.2021	09.30 AM - 12.30 PM	BSCS2350	Design and Analysis of Algorithms
SCSE	B.Tech CSE V Sem	21.12.2021	09.30 AM - 12.30 PM	BSCS9003	Introduction to Cyber Security
SCSE	B.Tech CSE V Sem	22.12.2021	09.30 AM - 12.30 PM	BCSE3087	INFORMATION THEORY AND CODING TECHNIQUES
SCSE	B.Tech CSE V Sem	23.12.2021	09.30 AM - 12.30 PM	BCSE3069	COMPUTER GRAPHICS

Integrated BCA + MCA

School	Program	Date	Time	Course Code	Course Name
SCSE	Intg. BCA+MCA V Sem	14.12.2021	09.30 AM - 12.30 PM	BCAC3103 / BCAS3003	Computer Graphics
SCSE	Intg. BCA+MCA V Sem	16.12.2021	09.30 AM - 12.30 PM	BCAC3104 / BCAS3004	E-Commerce
SCSE	Intg. BCA+MCA V Sem	18.12.2021	09.30 AM - 12.30 PM	BCAC3105 / BCAS3006	Software Project Management
SCSE	Intg. BCA+MCA V Sem	23.12.2021	09.30 AM - 12.30 PM	BCAS3001	BIG DATA COMPUTING
SCSE	Intg. BCA+MCA V Sem	21.12.2021	09.30 AM - 12.30 PM	BCAS3010	NETWORK SECURITY

B.Tech. Civil Engineering

School	Program	Date	Time	Course Code	Course Name
SOCE	B.Tech Civil V Sem	14.12.2021	09.30 AM - 12.30 PM	BTCE3001	Structural Analysis

Diploma in Mechanical Engineering

E.TE December 2021

School	Program	Date	Time	Course Code	Course Name
GPTC	Diploma ME V Sem	11.12.2021	09.30 AM - 12.30 PM	DPME3001	THEORY OF MACHINE
GPTC	Diploma ME V Sem	16.12.2021	09.30 AM - 12.30 PM	DPME3003	MACHINE TOOL TECH. & MAINTENANCE
GPTC	Diploma ME V Sem	18.12.2021	09.30 AM - 12.30 PM	IMED3001	INDUSTRIAL MANAGEMENT AND ENTREPRENEURSHIP DEVELOPMENT
GPTC	Diploma ME V Sem	23.12.2021	09.30 AM - 12.30 PM	DPME3007	POWER PLANT ENGG.





GALGOTIAS
UNIVERSITY

GALGOTIAS UNIVERSITY

Uttar Pradesh

DATE SHEET of LEFTOVER COURSES EXAMINATION

(10th December to 24th December 2021)

Sem - V

Bachelor of Business Administration

School	Program	Date	Time	Course Code	Course Name
SOB	BBA V Sem	11.12.2021	01.30 PM - 04.30 PM	BBAD3001	BUSINESS POLICY AND STRATEGIC MANAGEMENT
SOB	BBA V Sem	14.12.2021	01.30 PM - 04.30 PM	BBAD3002	ENTREPRENEURSHIP
SOB	BBA V Sem	15.12.2021	09.30 AM - 12.30 PM	BBAD3003	BUSINESS ETHICS AND CORPORATE GOVERNANCE
SOB	BBA V Sem	16.12.2021	01.30 PM - 04.30 PM	BBAD3006	ECONOMETRICS
SOB	BBA V Sem	18.12.2021	01.30 PM - 04.30 PM	BBHR3006	ORGANIZATIONAL CHANGE AND DEVELOPMENT
SOB	BBA V Sem	21.12.2021	01.30 PM - 04.30 PM	BBHR3007	INDUSTRIAL RELATIONS AND LABOR LAWS
SOB	BBA V Sem	23.12.2021	01.30 PM - 04.30 PM	BBHR3008	TRAINING AND DEVELOPMENT
SOB	BBA V Sem	21.12.2021	01.30 PM - 04.30 PM	BBMK3007	BRAND MANAGEMENT
SOB	BBA V Sem	23.12.2021	01.30 PM - 04.30 PM	BBMK3008	ADVERTISING MANAGEMENT
SOB	BBA V Sem	24.12.2021	09.30 AM - 12.30 PM	SLBB3001	Campus to Corporate - Employability Enhancement Skills

B.A (H) Applied Psychology

School	Program	Date	Time	Course Code	Course Name
SLE	B.A (H) App Psychology V Sem	18.12.2021	01.30 PM - 04.30 PM	BAPY3001	PERSONALITY AND SELF DEVELOPMENT

Bachelor of Pharmacy (B. Pharm)

School	Program	Date	Time	Course Code	Course Name
SMAS	B.Pharm - V Sem	14.12.2021	01.30 PM - 04.30 PM	BPHT5002	Industrial Pharmacy I- Theory
SMAS	B.Pharm - V Sem	16.12.2021	01.30 PM - 04.30 PM	BPHT5003	Pharmacology II - Theory
SMAS	B.Pharm - V Sem	18.12.2021	01.30 PM - 04.30 PM	BPHT5004	Pharmacognosy and Phytochemistry II- Theory





GALGOTIAS UNIVERSITY

Uttar Pradesh

DATE SHEET of LEFTOVER COURSES EXAMINATION

(10th December to 24th December 2021)

Sem - VII

B.Tech Computer Science & Engineering

School	Program	Date	Time	Course Code	Course Name
SCSE	B.Tech CSE VII Sem	21.12.2021	01.30 PM - 04.30 PM	BCSE3053	Information Technology Infrastructure & Its Management

B.Tech CSE in Open Source Software & Open Standards

School	Program	Date	Time	Course Code	Course Name
SCSE	B.Tech CSE (OSS & OS) VII Sem	20.12.2021	09.30 AM - 12.30 PM	CSAI6002	INFORMATION SECURITY INTELLIGENCE & COMPLIANCE ANALYSIS
SCSE	B.Tech CSE (OSS & OS) VII Sem	22.12.2021	09.30 AM - 12.30 PM	CSDA6001	ESSENTIALS OF HUMAN RESOURCES ANALYTICS

B.Tech. Civil Engineering

School	Program	Date	Time	Course Code	Course Name				
SOCE	B.Tech Civil VII Sem	13.12.2021	01.30 PM - 04.30 PM	BTCE3017	Bridge Engineering (Prog. Elective -4)				
SOCE	B.Tech Civil VII Sem					17.12.2021	01.30 PM - 04.30 PM	BTCE3025	ADVANCED HYDROLOGY
SOCE	B.Tech Civil VII Sem					20.12.2021	01.30 PM - 04.30 PM	BTCE3027	INDUSTRIAL WASTE TREATMENT AND DISPOSAL

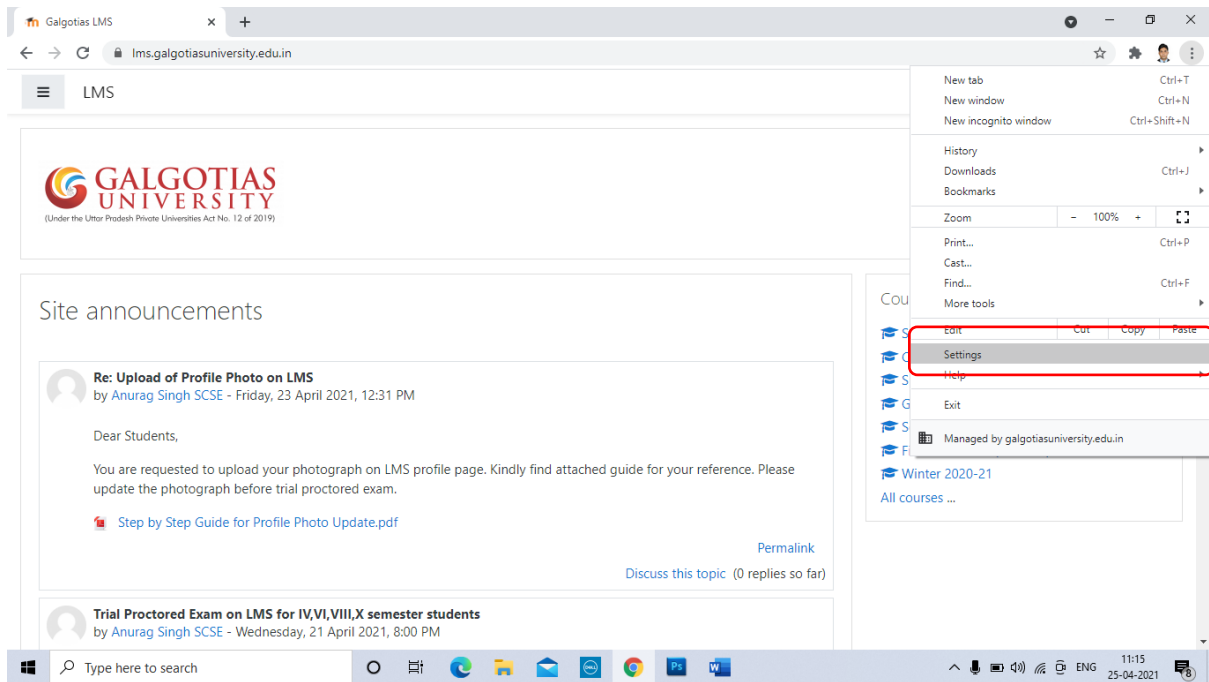


FAQ for Proctored exams

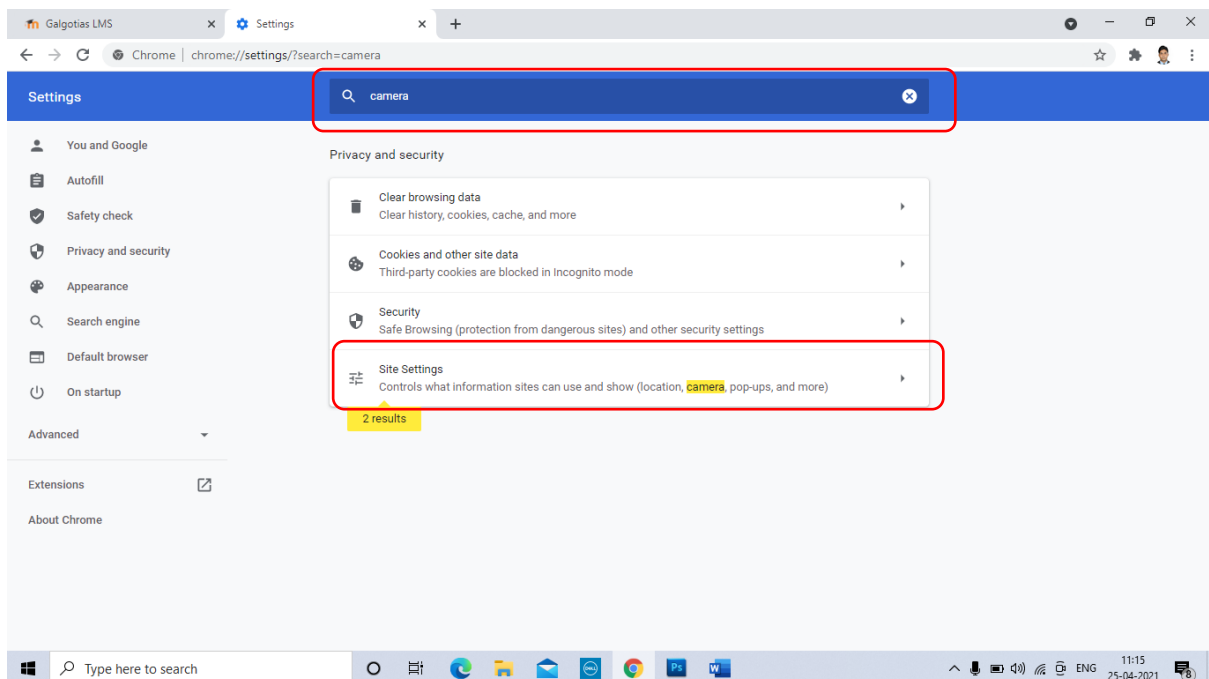
Q1 How to open and check camera settings in browser, if camera is not working and unable to select camera in Laptop?

Solution:

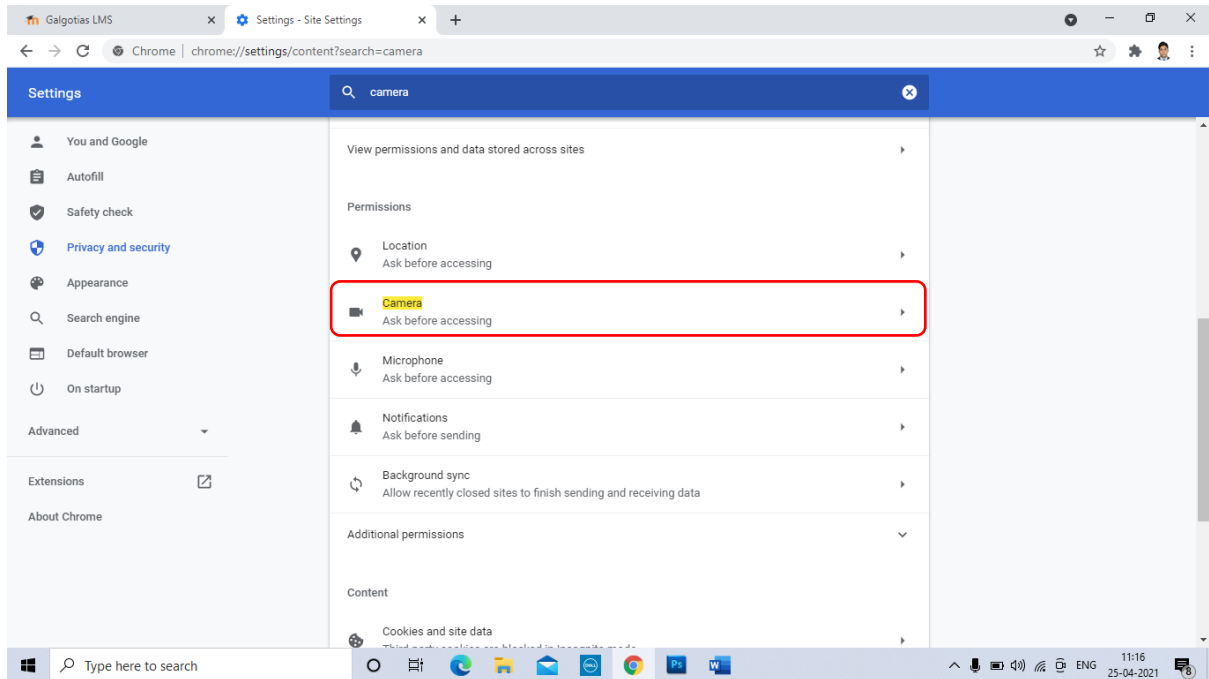
Step1. Click on browser settings



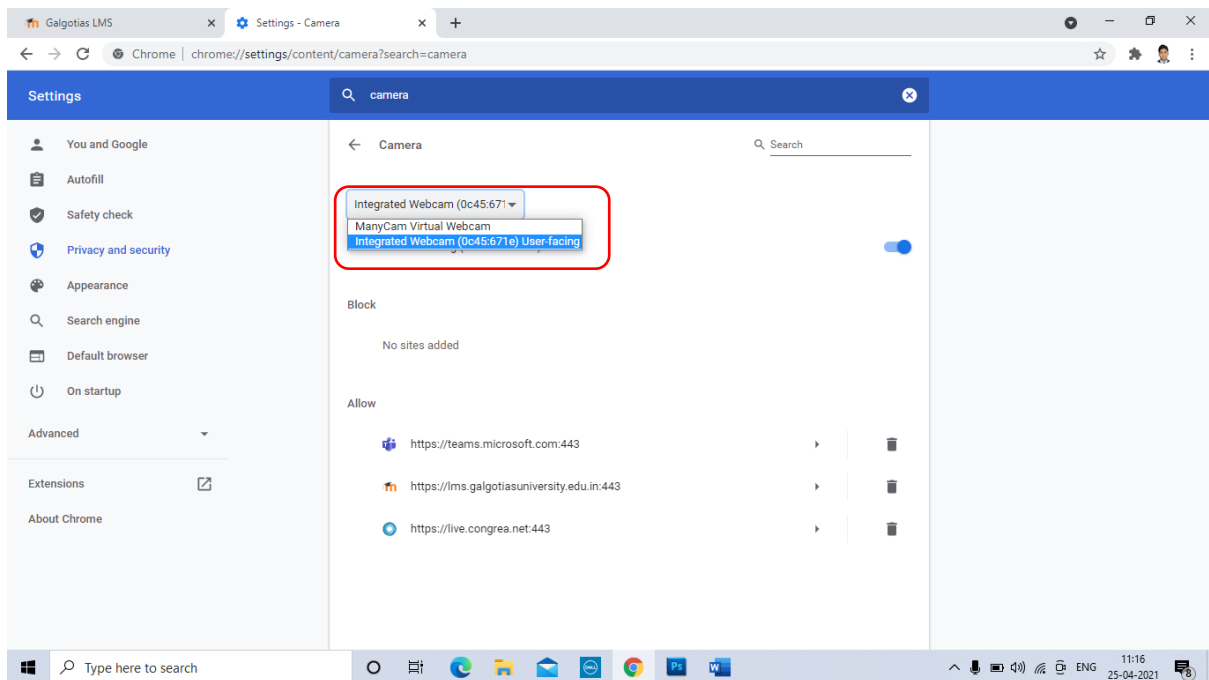
Step2. Search for camera and click on site settings



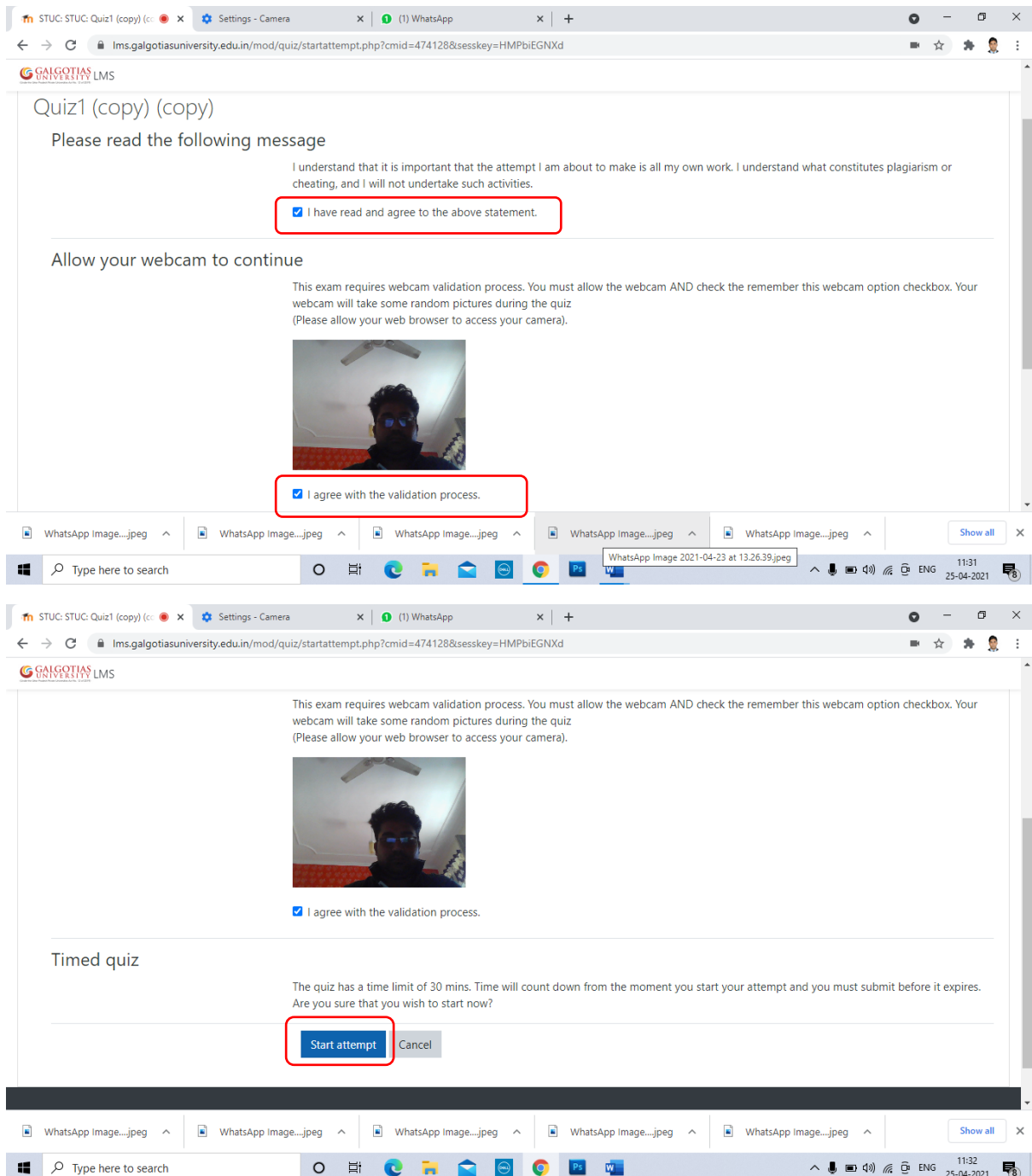
Step3. Click on camera



Step4. Select integrated webcam if using inbuild camera or if any external camera attached select that.



Step5. Click on LMS exam and refresh. Camera will start working



The screenshot shows a web browser window with the URL `lms.galgotiasuniversity.edu.in/mod/quiz/startattempt.php?cmid=474128&sesskey=HMPbiEGNXd`. The page title is "Quiz1 (copy) (copy)".

Step 1: Read and Agree to Statement

Please read the following message


I understand that it is important that the attempt I am about to make is all my own work. I understand what constitutes plagiarism or cheating, and I will not undertake such activities.

I have read and agree to the above statement.

Step 2: Webcam Validation

Allow your webcam to continue


This exam requires webcam validation process. You must allow the webcam AND check the remember this webcam option checkbox. Your webcam will take some random pictures during the quiz (Please allow your web browser to access your camera).



I agree with the validation process.

Step 3: Timed Quiz Start

This exam requires webcam validation process. You must allow the webcam AND check the remember this webcam option checkbox. Your webcam will take some random pictures during the quiz (Please allow your web browser to access your camera).



I agree with the validation process.

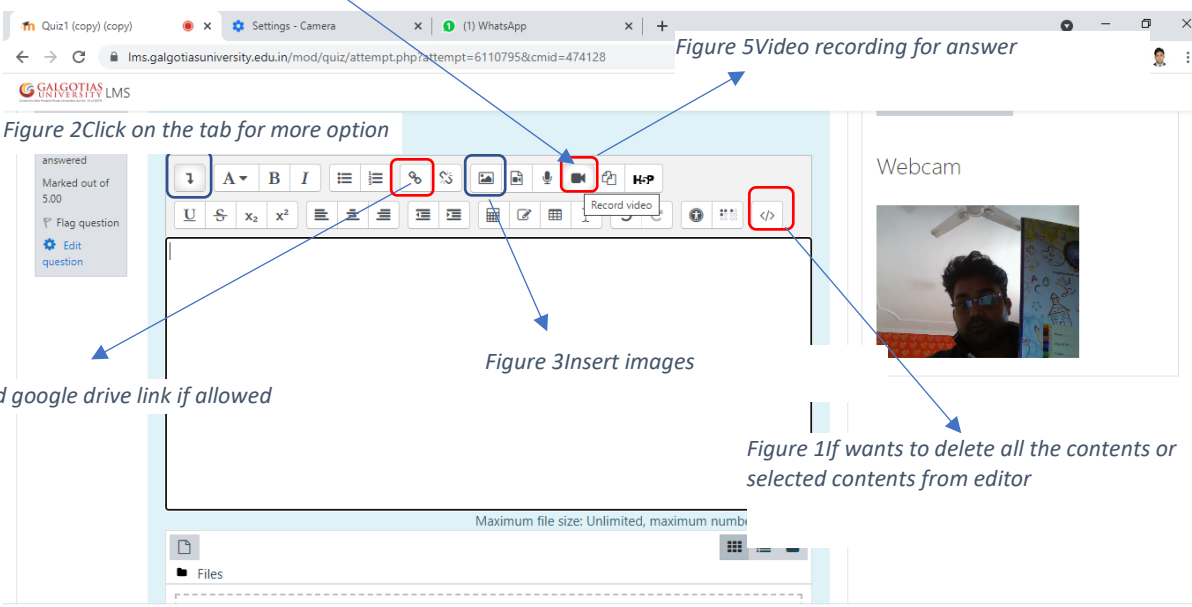
Timed quiz

The quiz has a time limit of 30 mins. Time will count down from the moment you start your attempt and you must submit before it expires. Are you sure that you wish to start now?

Q2 How to attach handwritten answer without using mobile phone transfer within laptop/desktop?

Solution:

Step6. Click on camera inbuilt within text editor.



The screenshot shows a web browser window with the URL `lms.galgotiasuniversity.edu.in/mod/quiz/attempt.php?attempt=6110795&cmid=474128`. The text editor toolbar includes icons for undo, redo, bold, italic, link, unlink, insert image, insert video, and source code. A red box highlights the video recording icon, with an arrow pointing to the text "Figure 5 Video recording for answer". Another red box highlights the source code icon, with an arrow pointing to the text "Figure 1 If wants to delete all the contents or selected contents from editor". A third red box highlights the link icon, with an arrow pointing to the text "Figure 4 Add google drive link if allowed". A fourth red box highlights the insert image icon, with an arrow pointing to the text "Figure 3 Insert images". A fifth red box highlights the undo icon, with an arrow pointing to the text "Figure 2 Click on the tab for more option". A webcam window is visible on the right side of the editor.

Figure 2 Click on the tab for more option

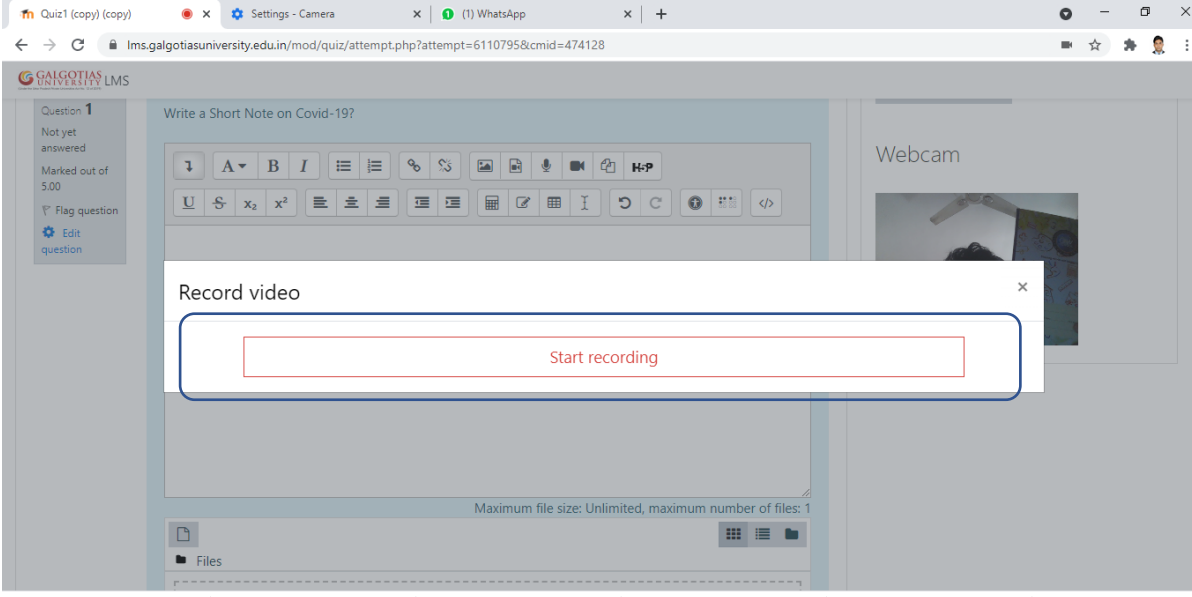
Figure 3 Insert images

Figure 4 Add google drive link if allowed

Figure 5 Video recording for answer

Figure 1 If wants to delete all the contents or selected contents from editor

Step7. Click on start recording your answers and diagram.

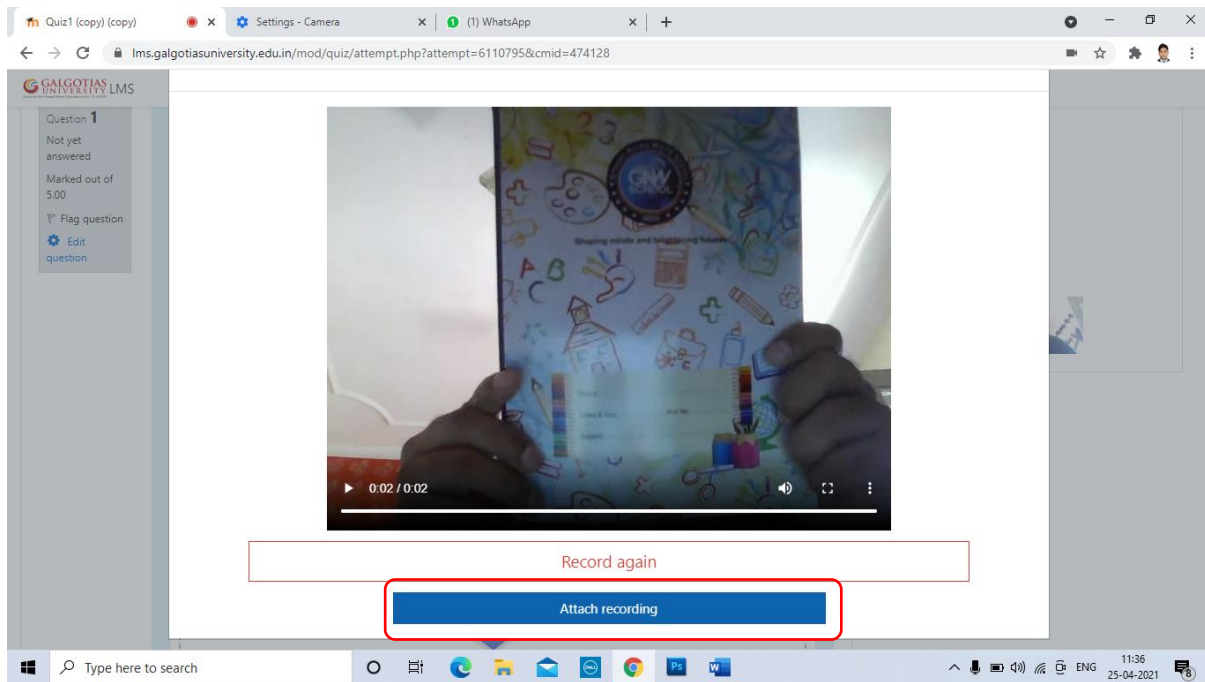


The screenshot shows the same LMS text editor interface. A "Record video" dialog box is open in the center, featuring a red "Start recording" button. The text editor toolbar and webcam window are visible in the background.

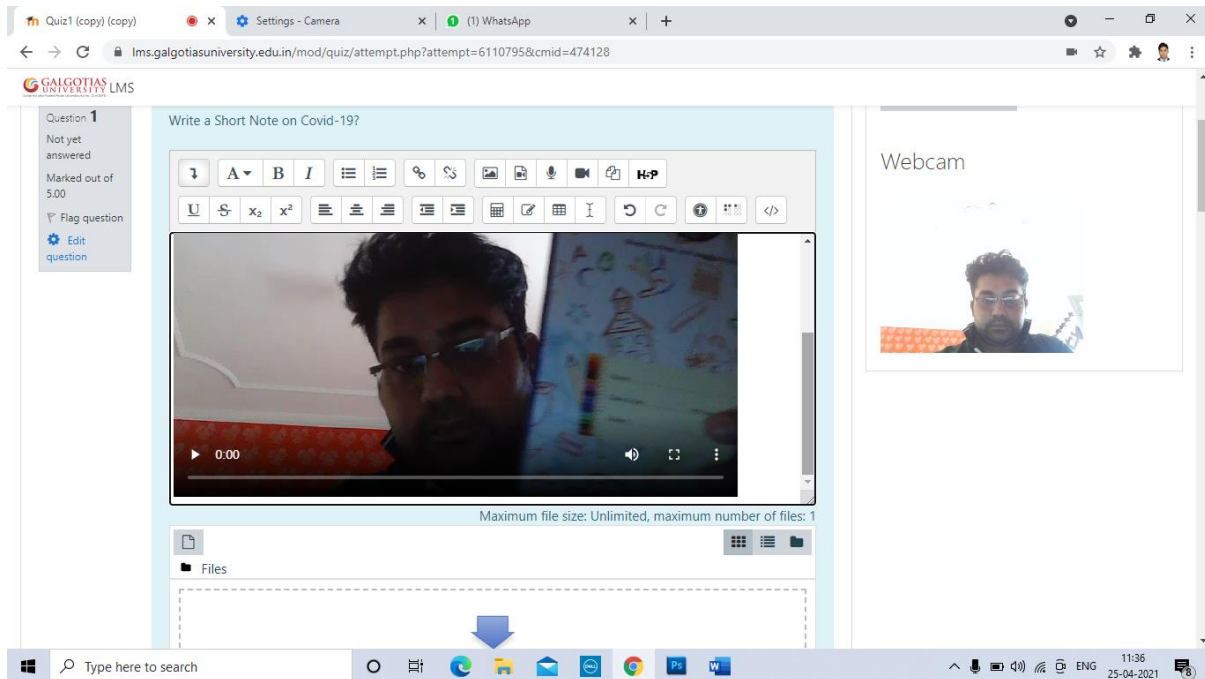
Record video

Start recording

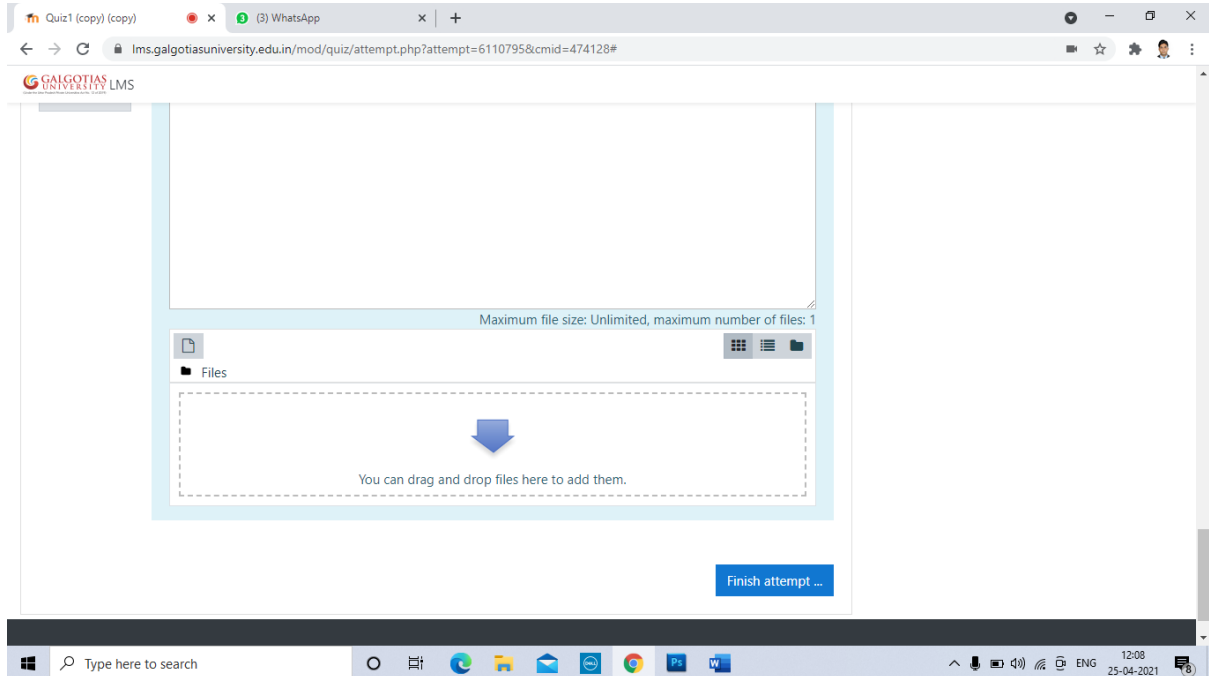
Step8. Every single Recording will be till 3-5 sec



Step9. You can add more small videos answer one after other.



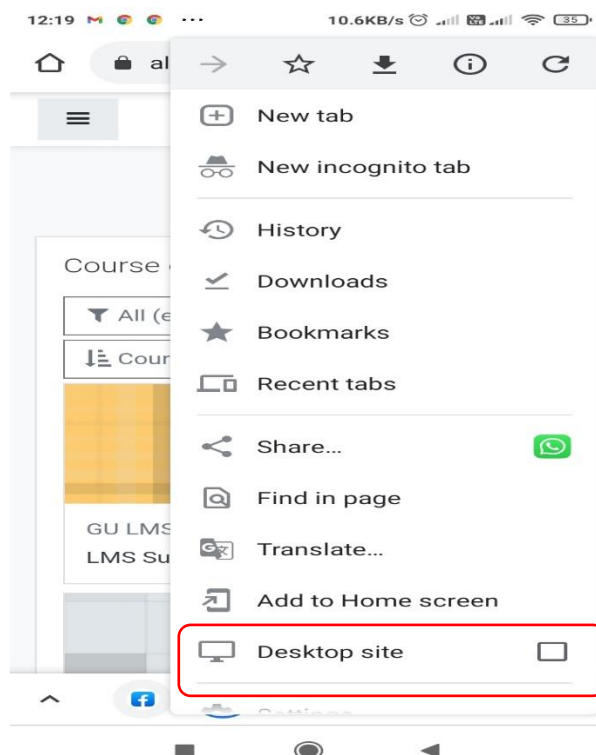
Step10. If you want to upload any answer in the form of image and pdf you can also use file upload area.



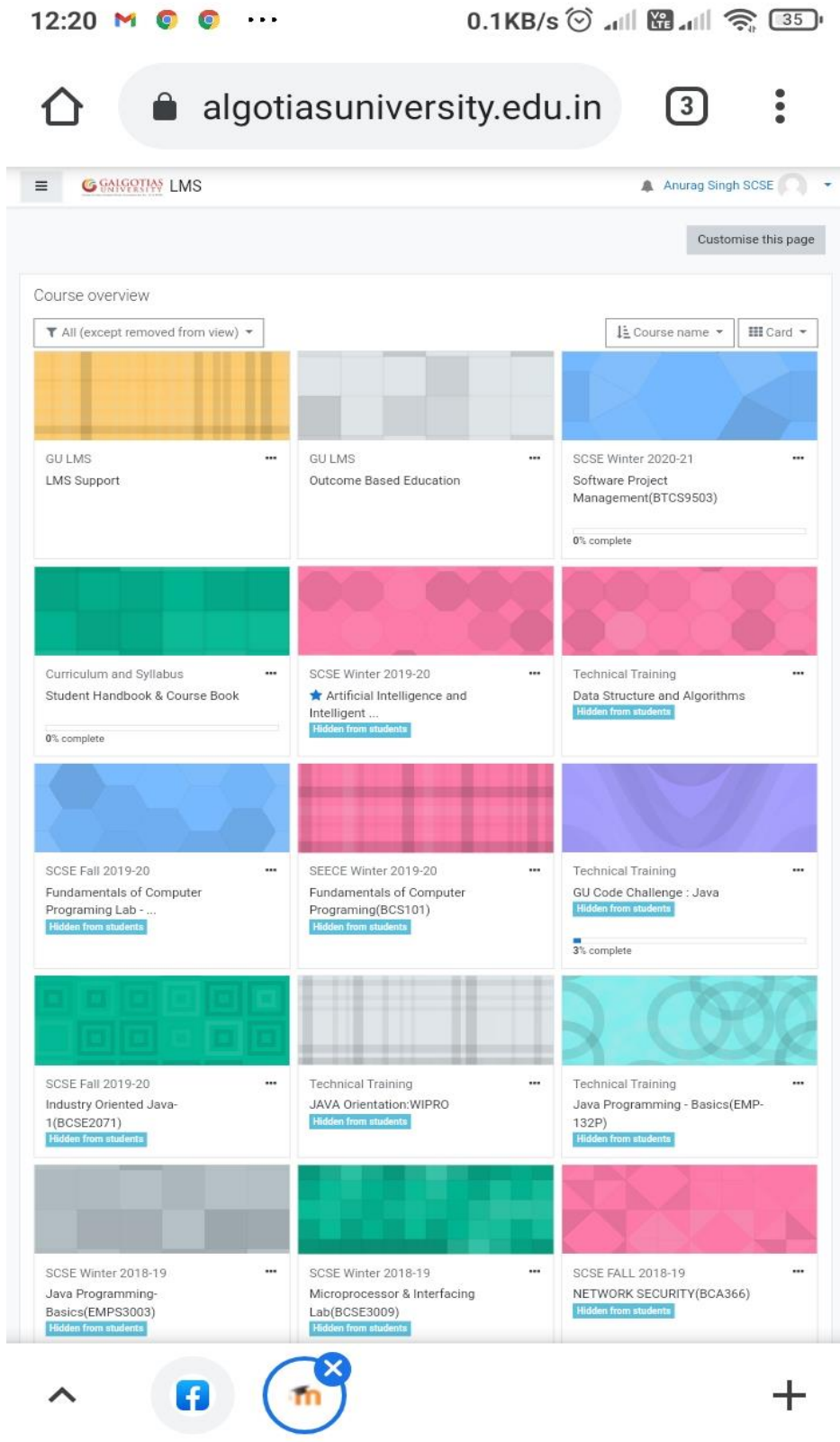
Q3 How to open exam in mobile browser?

Solution:

1. Use any mobile browser like chrome or other mobile browser and change it to desktop site.



2. Now select the course in which exam is configured



12:20 0.1KB/s VoLTE 35

algotiasuniversity.edu.in

LMS Anurag Singh SCSE

Course overview

GU LMS LMS Support

GU LMS Outcome Based Education

SCSE Winter 2020-21 Software Project Management(BTCS9503)

0% complete

Curriculum and Syllabus Student Handbook & Course Book

0% complete

SCSE Winter 2019-20 Artificial Intelligence and Intelligent ...

Technical Training Data Structure and Algorithms

SCSE Fall 2019-20 Fundamentals of Computer Programing Lab - ...

SEECE Winter 2019-20 Fundamentals of Computer Programing(BCS101)

Technical Training GU Code Challenge : Java

3% complete

SCSE Fall 2019-20 Industry Oriented Java-1(BCSE2071)

Technical Training JAVA Orientation:WIPRO

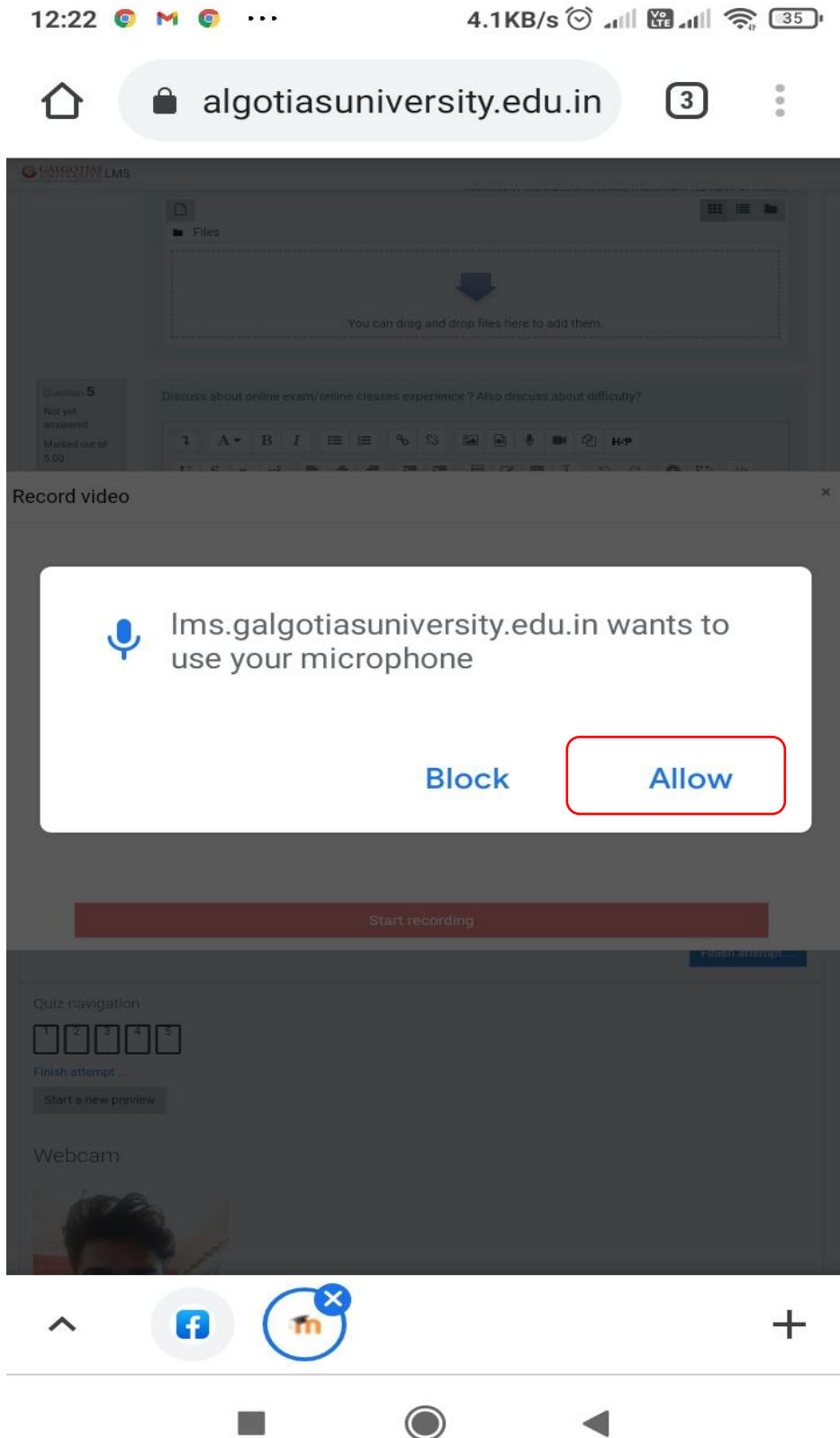
Technical Training Java Programming - Basics(EMP-132P)

SCSE Winter 2018-19 Java Programming-Basics(EMPS3003)

SCSE Winter 2018-19 Microprocessor & Interfacing Lab(BCSE3009)

SCSE FALL 2018-19 NETWORK SECURITY(BCA366)

3. Click on allow camera



4. Select the tick box for starting the attempt

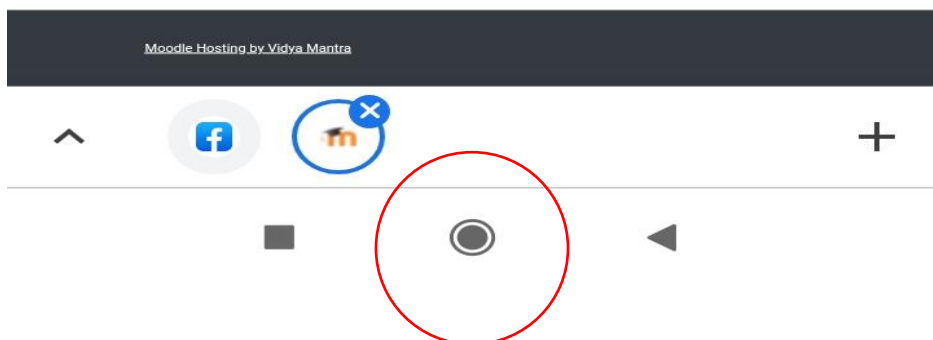
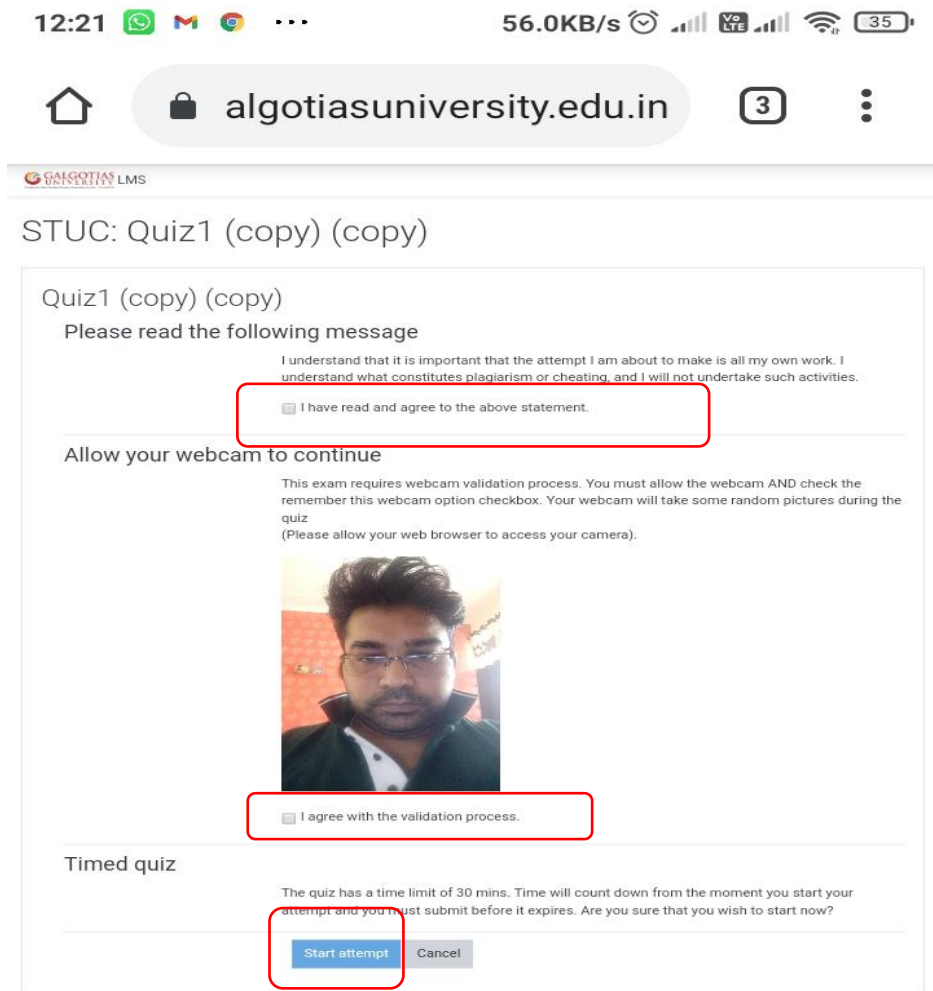


Figure 6 Minimize button to minimize the browser

Q4 How student can upload answer using mobile browser and afraid of closing window.

Solution:

- 1) Student click on below tab for uploading pdf/ images etc

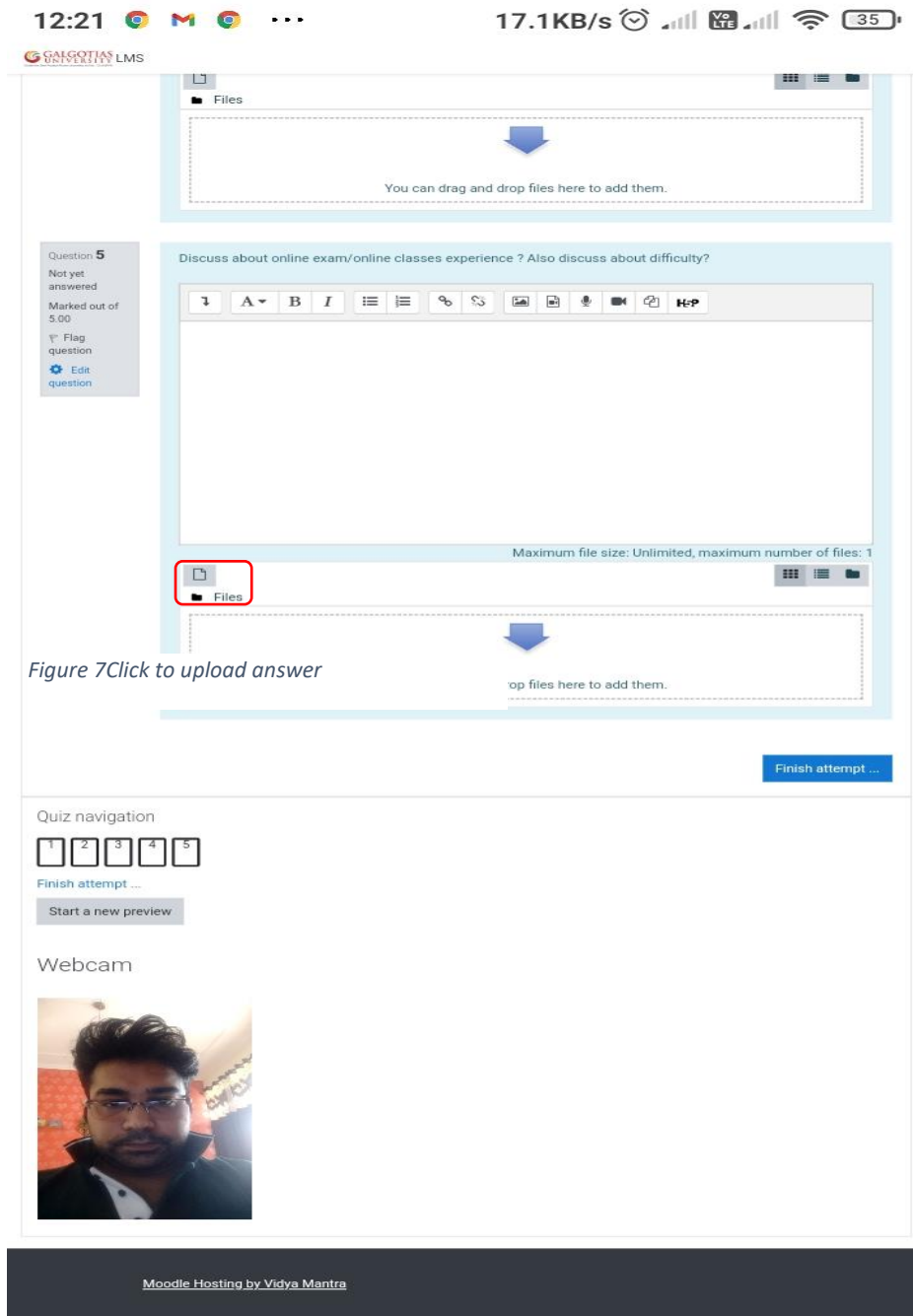
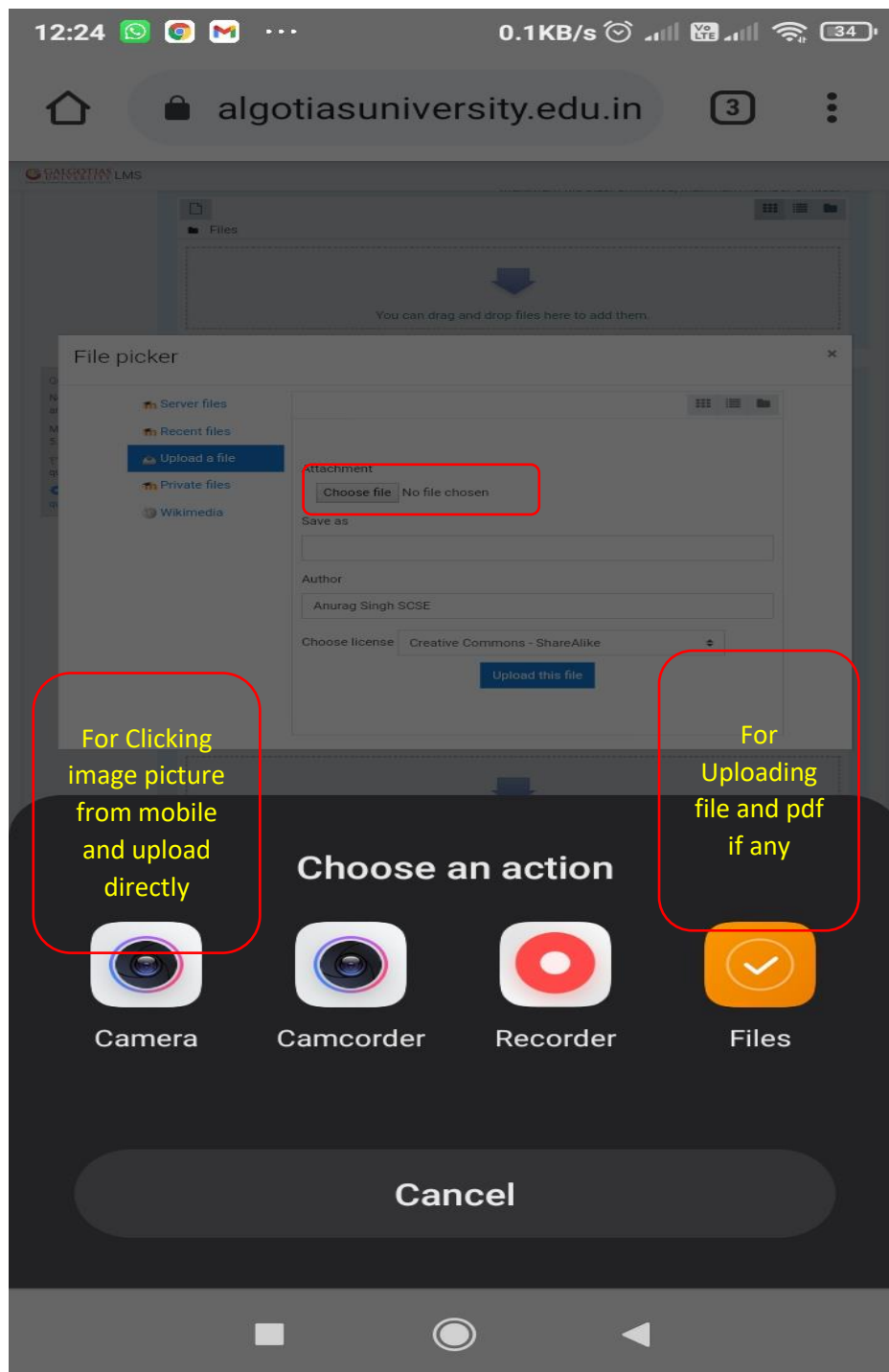


Figure 7 Click to upload answer

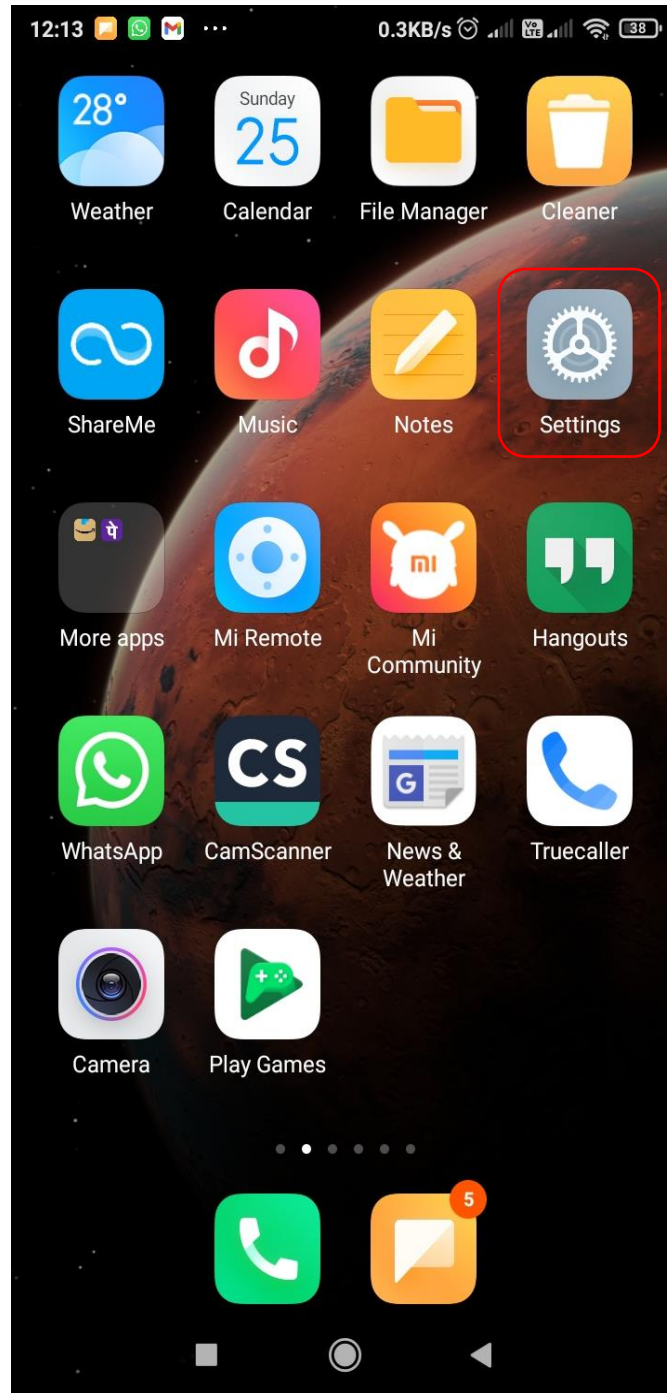
- 2) Students can directly take picture of their answers and upload directly without converting to pdf in image format. Find attached image for your reference.



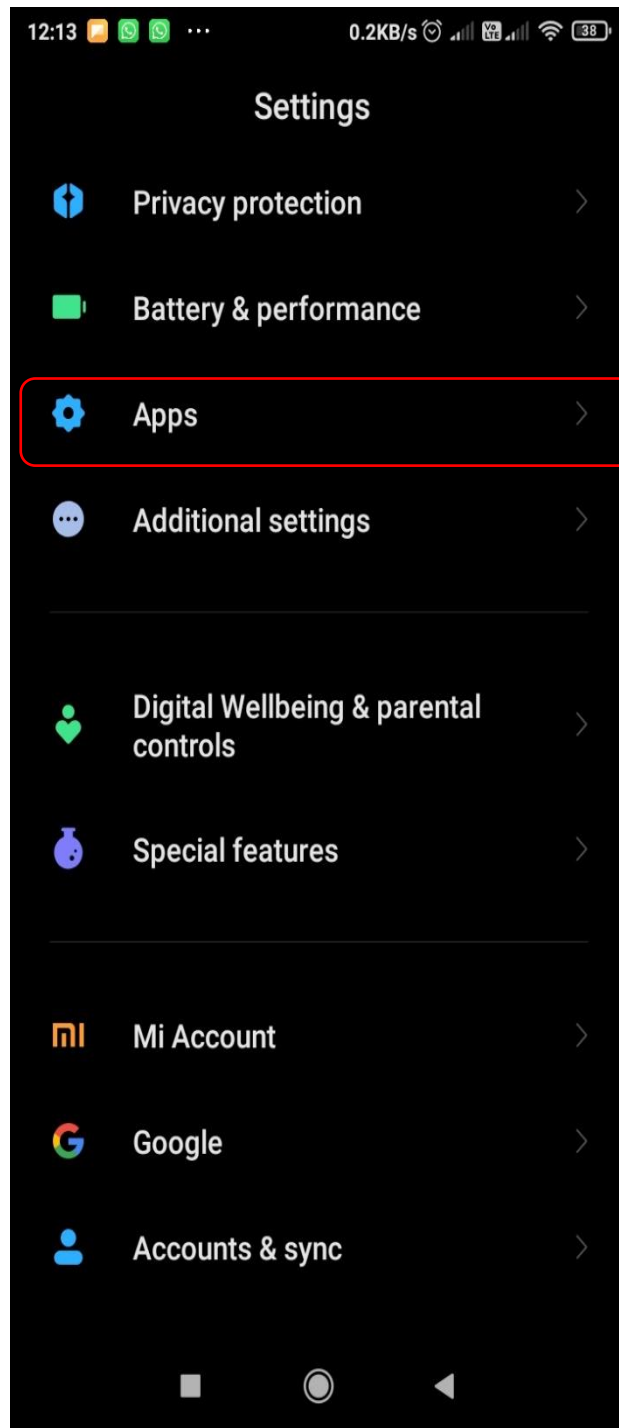
Q5 How to enable camera in smart phone for examination using LMS?

Solution:

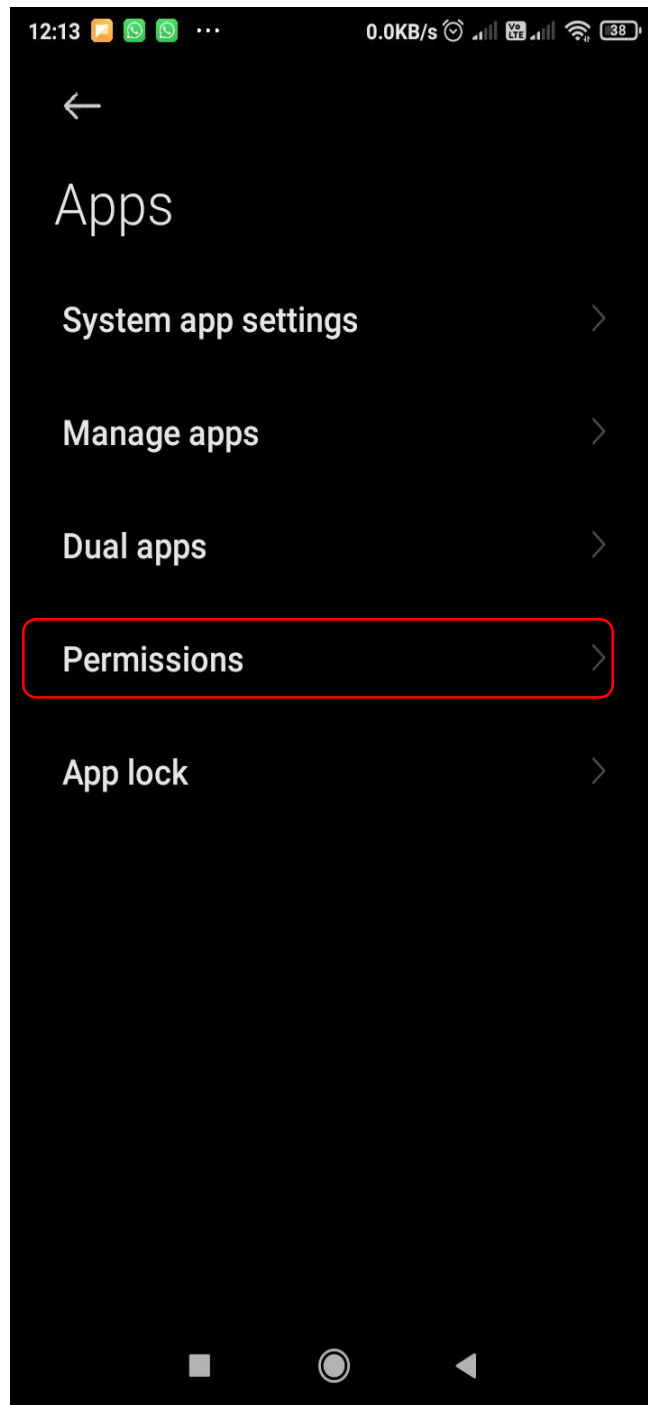
- I. Click on settings



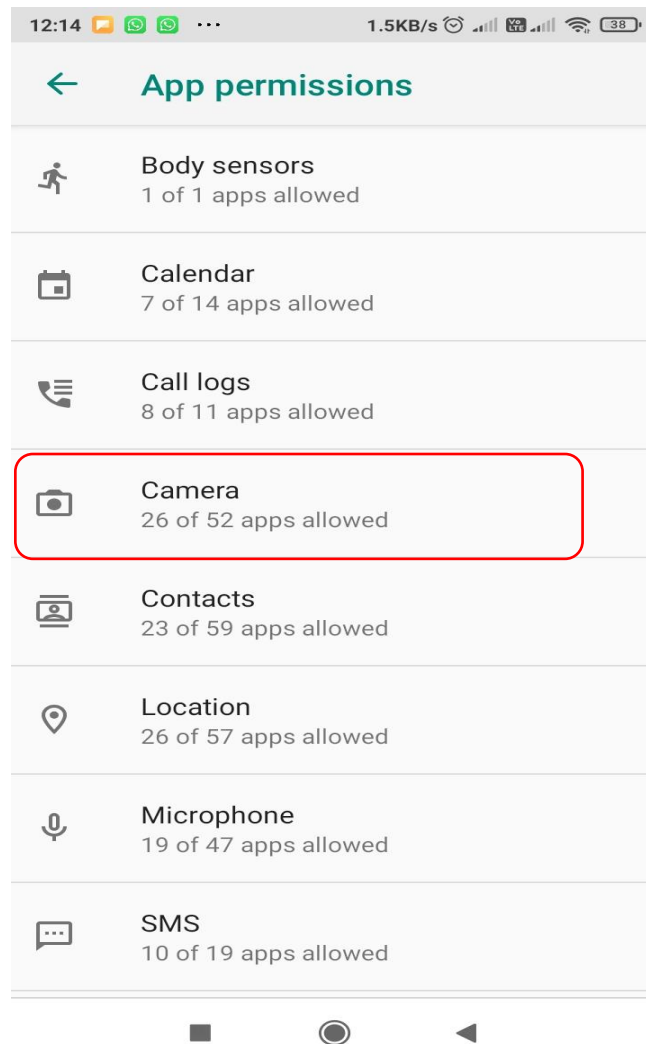
II. Click on Apps. Some phone has Application settings



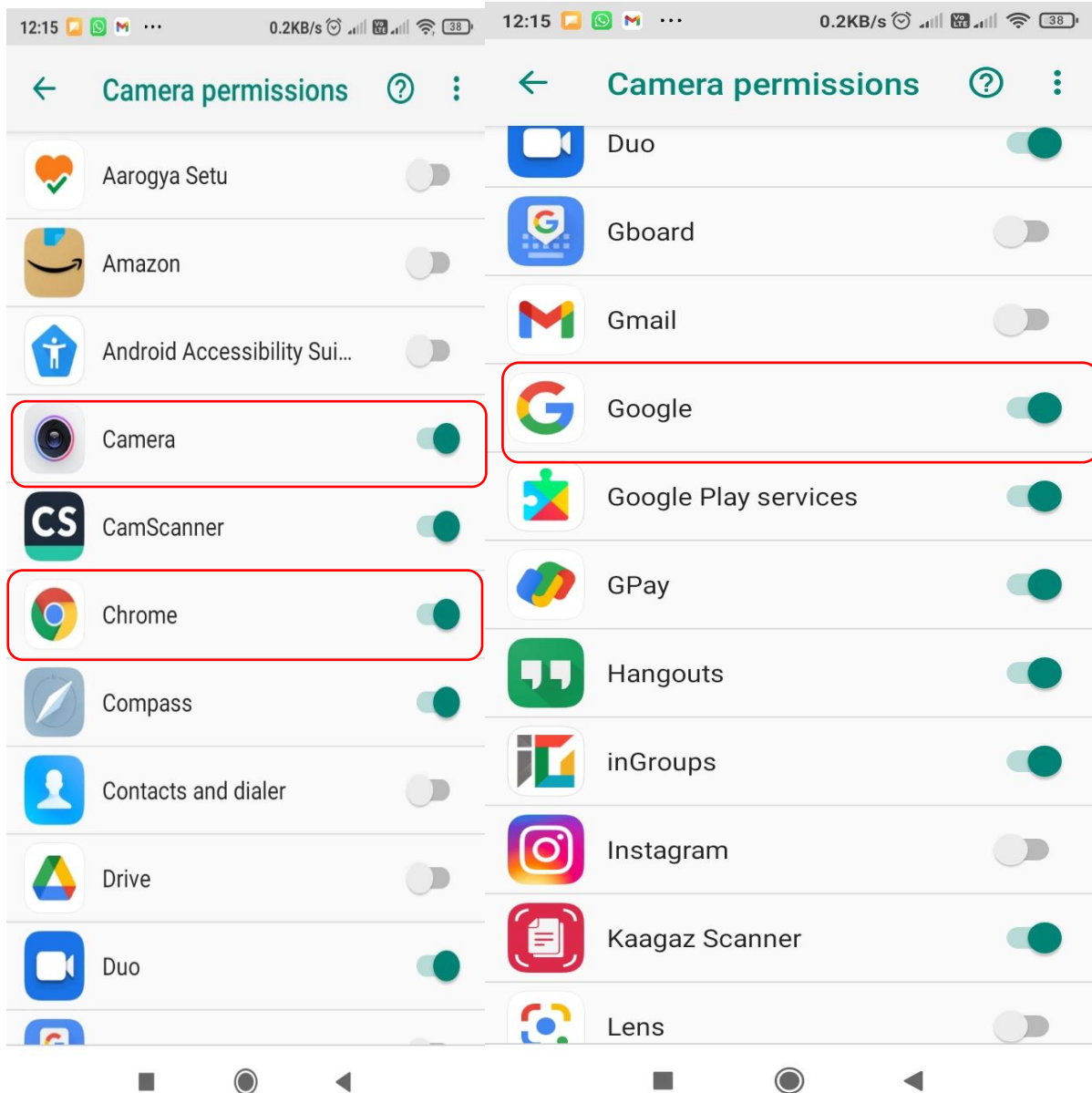
III. Click on Permissions.



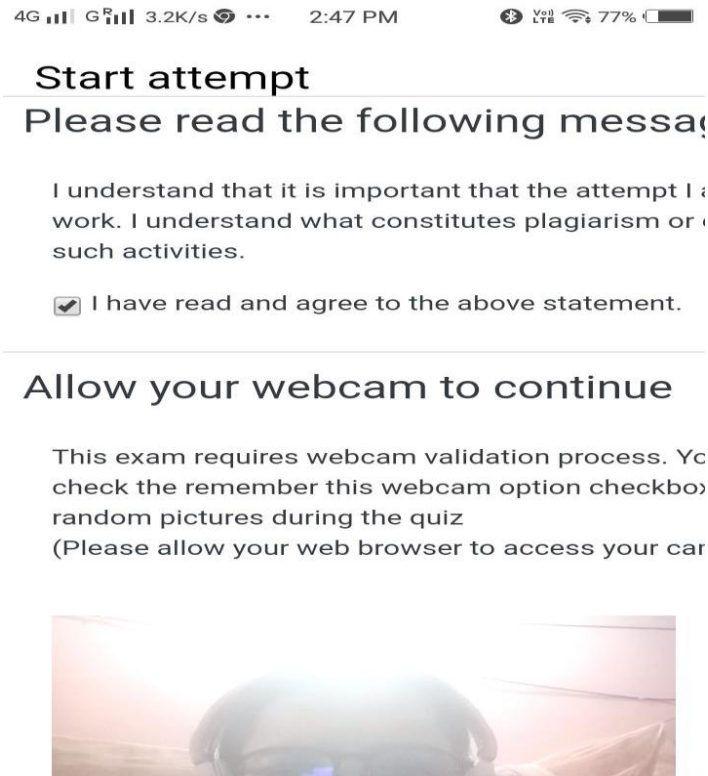
IV. Click on Camera



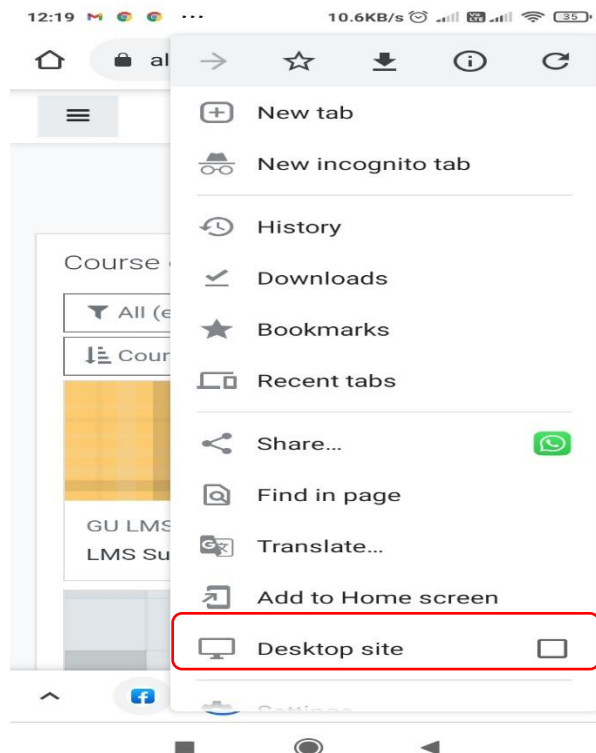
V. Click camera permission and google chrome or any browser to allow



Q6 How to resolve scrolling issue. While using exam using mobile browser?



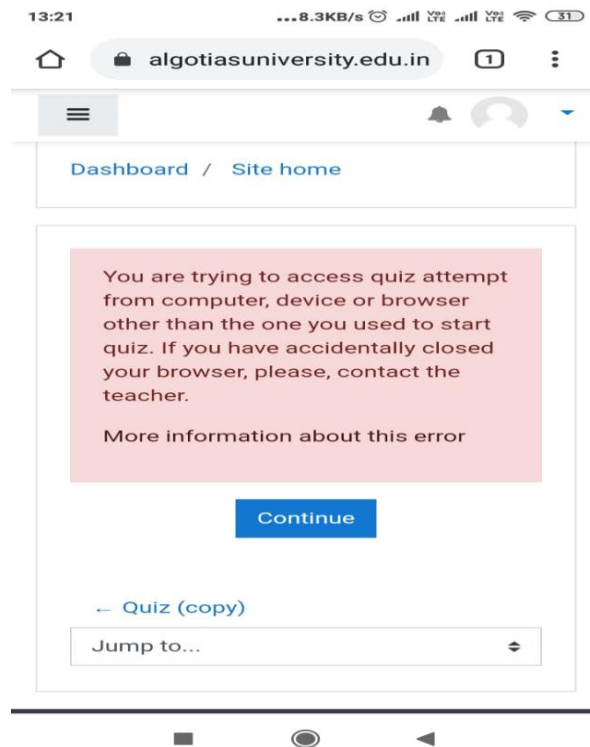
Solution: Use Desktop site in mobile browser using corner three dots button to use Galgotias LMS.



Q7 Can we change and use browser in many devices?

Answer:


No, you cannot use multiple devices and browser for attempting exam. If you do so and close the browser then exam will get over and it will show following restrictions.



Dated: 08/12/2021

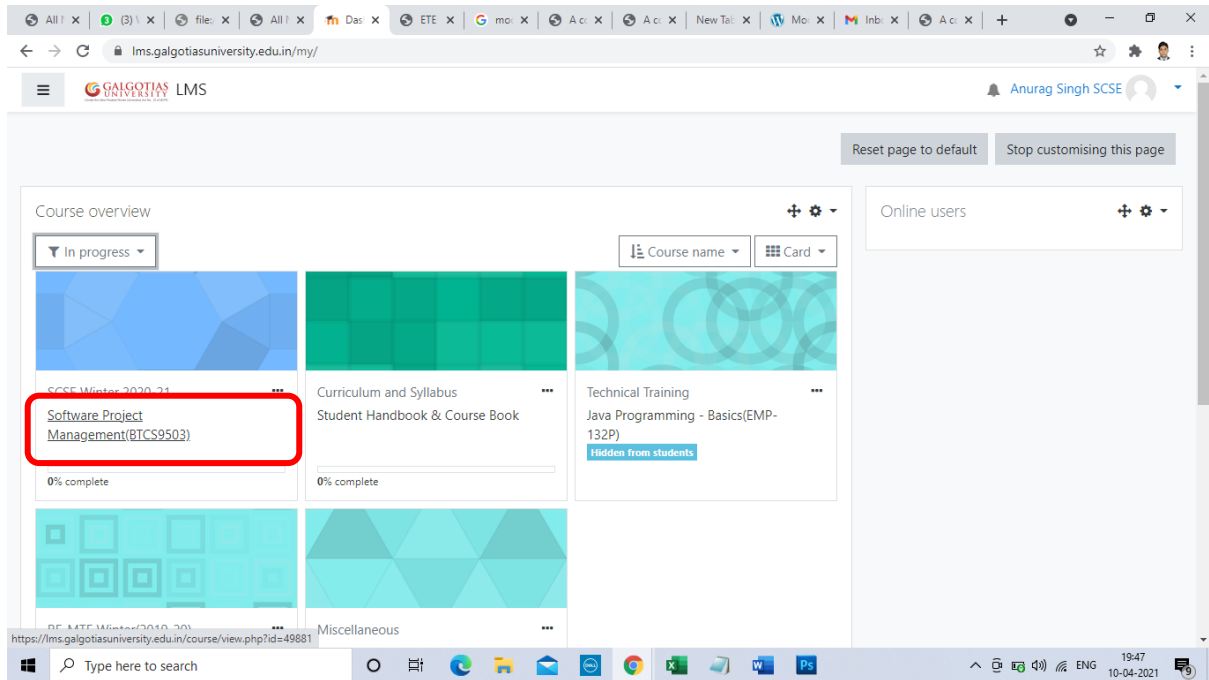
Important Instructions for ETE
Semester III, V, VII & IX and Leftover Courses Examination
December 2021 for International Students

1. For International Students ETE Semester III, V, VII & IX and Leftover Courses Examination December 2021 will be conducted in online Proctored mode on LMS from 10th December 2021.
2. The date sheet for ETE Semester III, V, VII & IX and Leftover Courses Examination December 2021 is already released and is available at University website, icloud & LMS.
3. Students are advised to adhere to the date sheet.
4. ETE Semester III, V, VII & IX and Leftover Courses Examination December 2021 will be of Three Hour duration.
5. All the examination shall be conducted in two slots :
 - a) 09.30 AM to 12.30 PM. (IST)
 - b) 01.30 PM to 04.30 PM. (IST)
6. Students are required to upload the answers in a template provided by the University.
7. **Students who will not be able to take the printout of template may prepare replica of University template on A4 size paper and write the answer.**
8. Students are advised to make all the arrangements and ensure uninterrupted Power Supply and Internet. No grievances pertaining to malfunction of infrastructure at students end shall be entertained by University. However, student can submit the grievance within 10 minutes of completion of examination of particular paper.
9. Student are required to register the grievance, on the Google Form shared by University. Students are also required to upload the screen shot of the problem encountered on Google Form to substantiate the claim. Any grievance registered through any other mode or addressed to anybody else shall not be entertained. The link for google form are as below :
<https://forms.gle/7rWdJDBGwkFVLEcQ7>
10. The committee shall take the decision on the genuineness & merit of grievance and the decision will be communicated to the student. The decision take by committee shall be final & binding to all.


Controller of Examinations

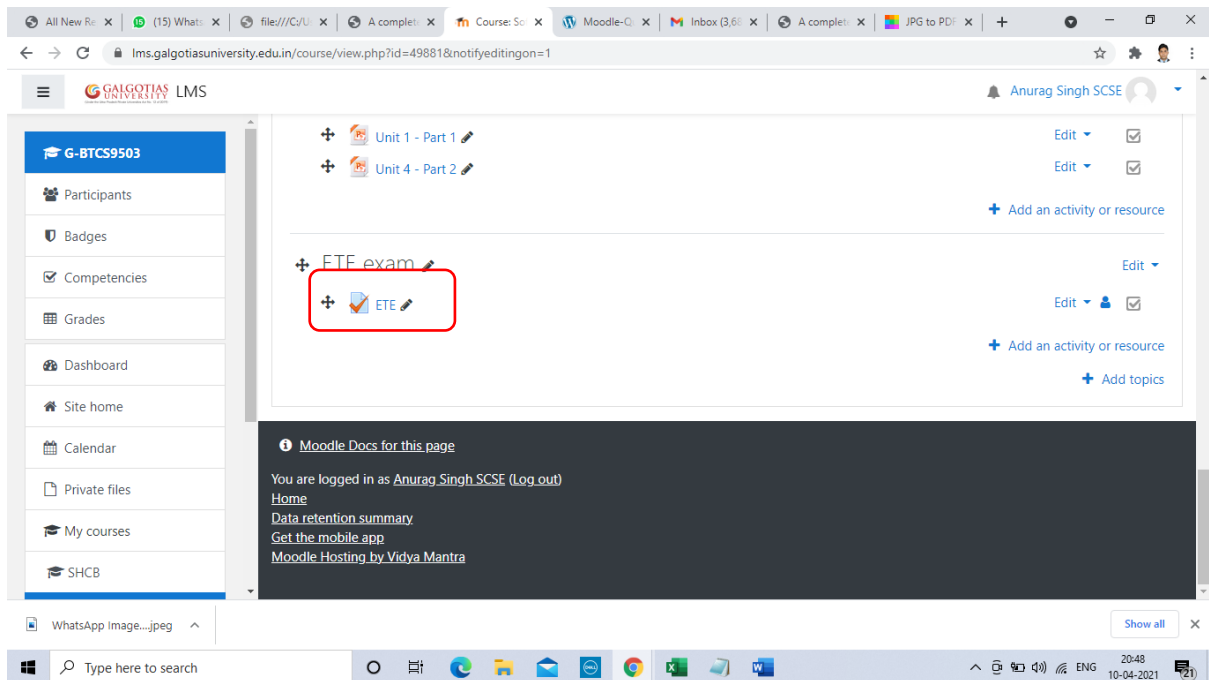
Step by Step Guide for students to attempt ETE

Step1. Student has to click on the course for which exam is scheduled



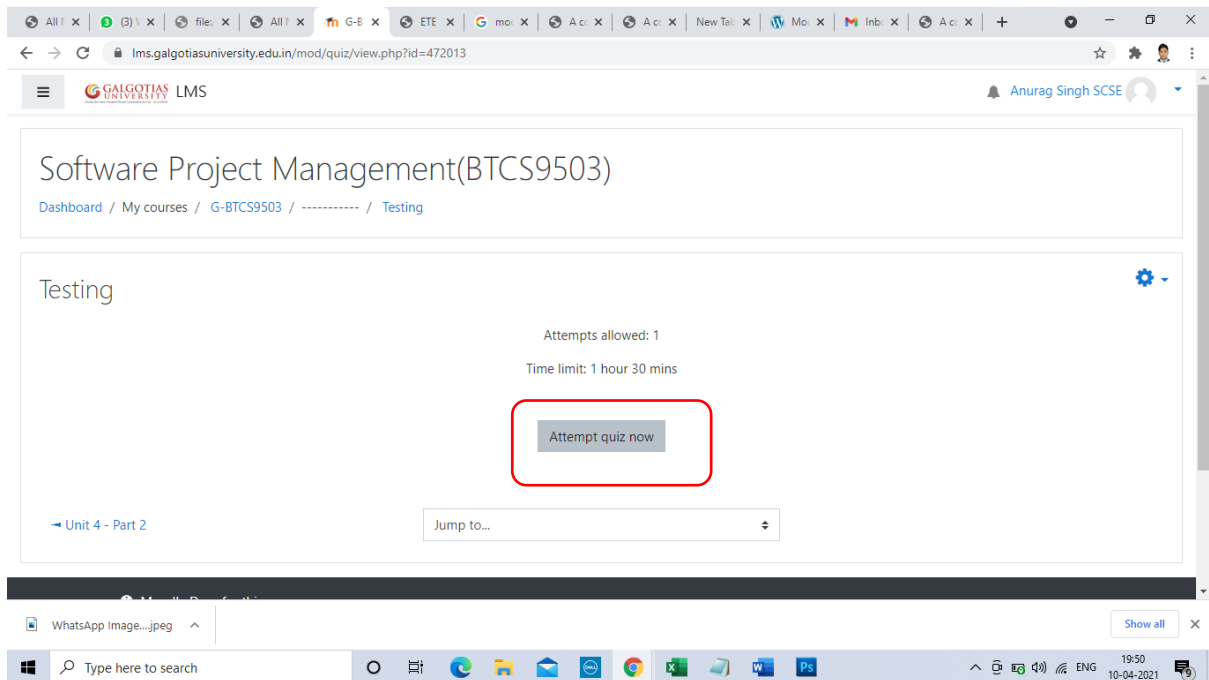
The screenshot shows the LMS interface with a course overview grid. The course 'Software Project Management(BTCS9503)' is highlighted with a red box. Other visible courses include 'Curriculum and Syllabus Student Handbook & Course Book' and 'Technical Training Java Programming - Basics(EMP-132P)'. The user is logged in as Anurag Singh SCSE.

Step2. Click on the exam created it will be named as “ETE”

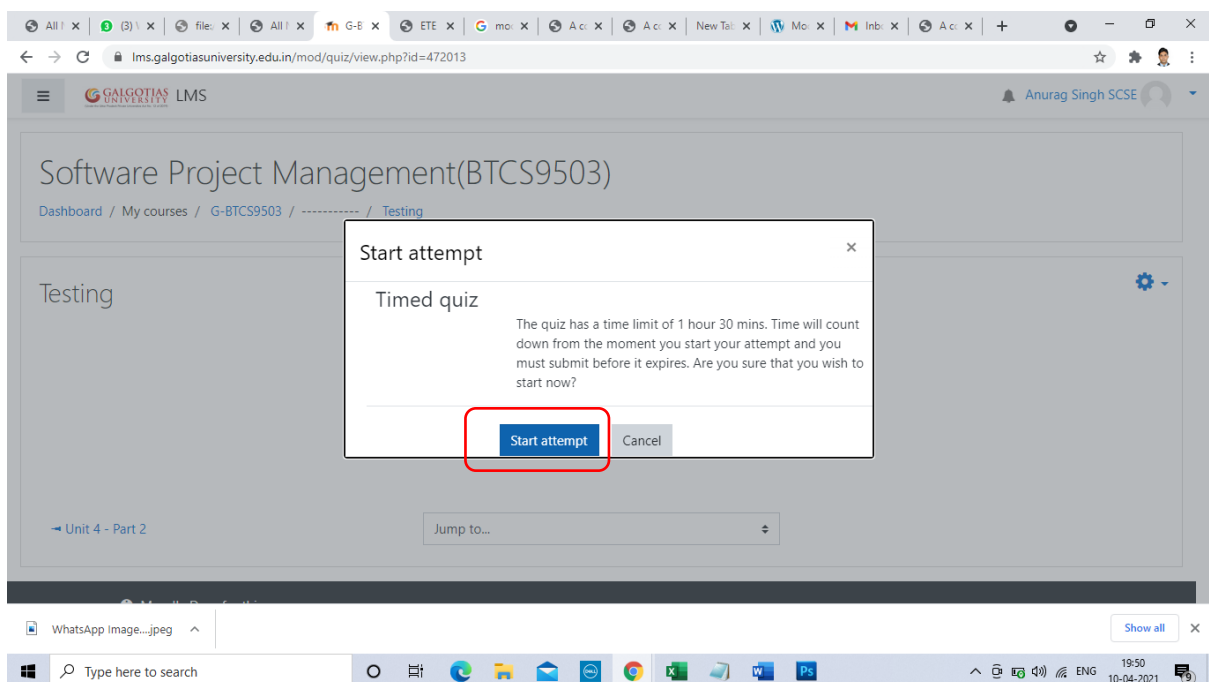


The screenshot shows the LMS interface for a specific course. The 'ETE exam' activity is highlighted with a red box. The course is 'G-BTCS9503'. Other visible activities include 'Unit 1 - Part 1' and 'Unit 4 - Part 2'. The user is logged in as Anurag Singh SCSE.

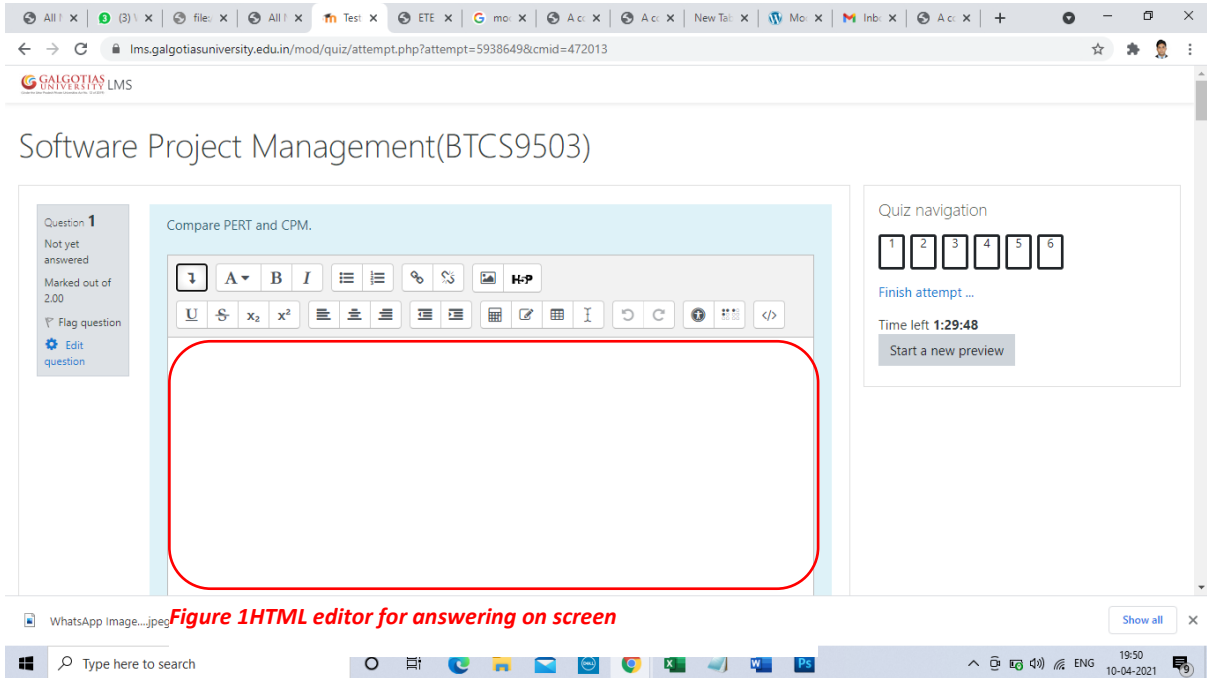
Step3. Click on Attempt for answering the Question



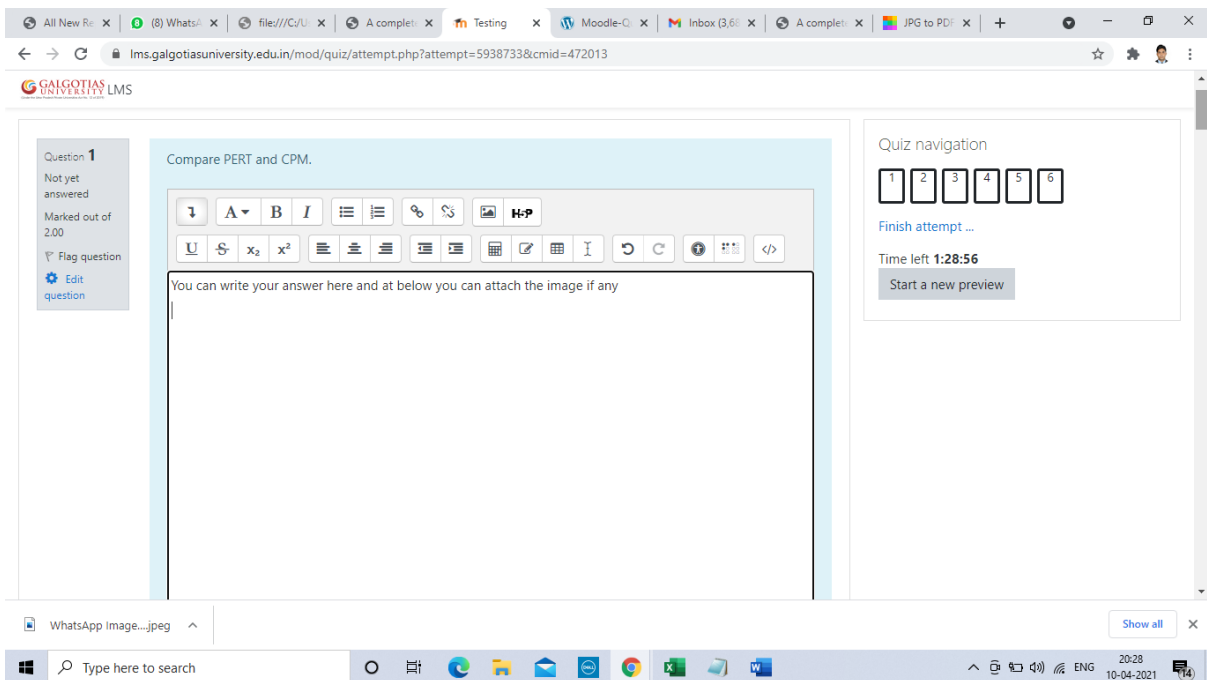
Step4. Click on start attempt



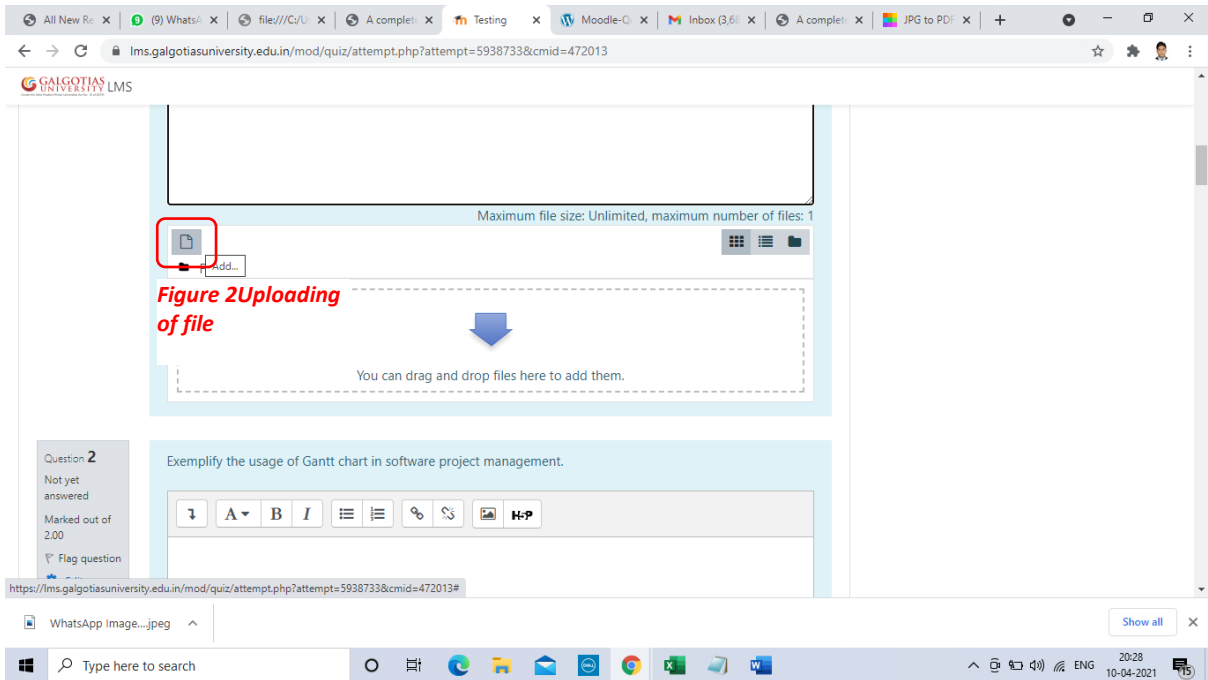
Step5. In this screen timer has started and you can write on the screen and upload your answers.



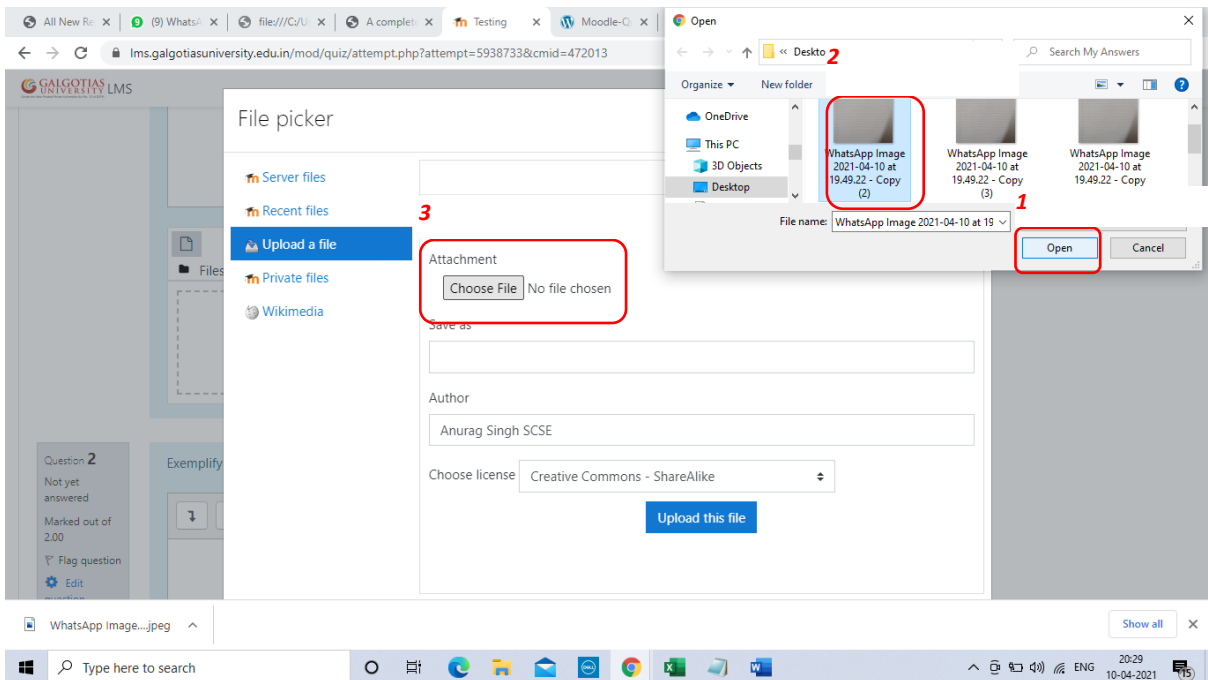
Step6. Image below shows about writing on the screen



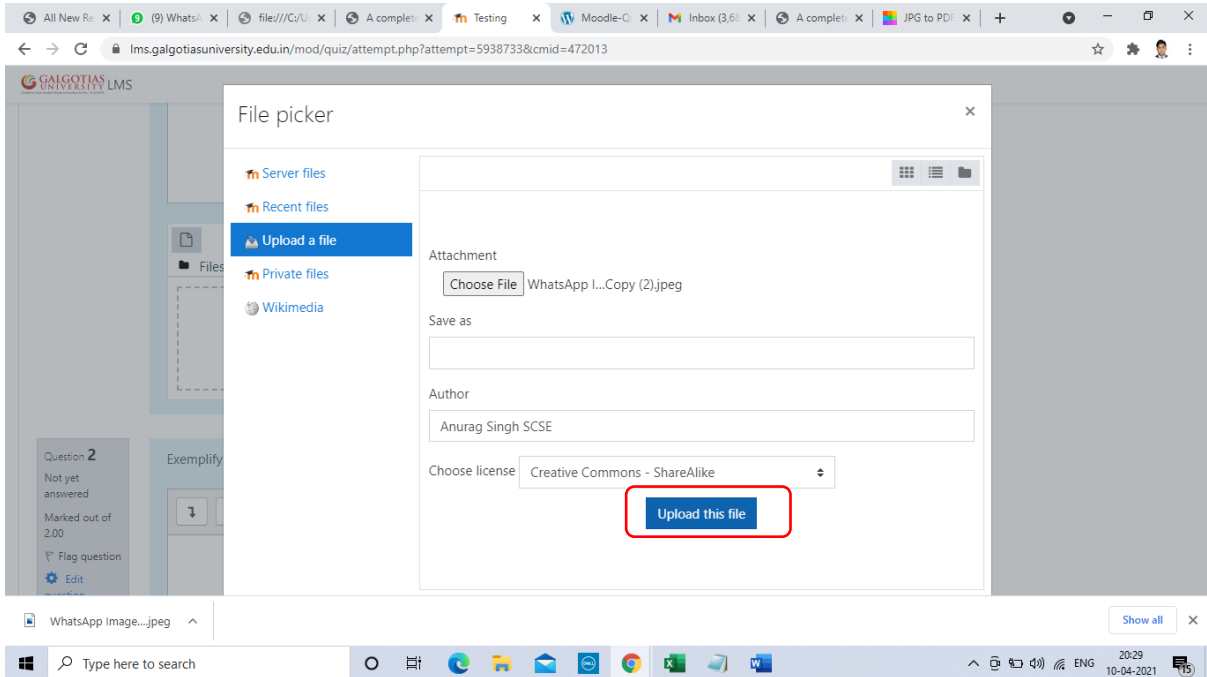
Step7. This step shows how to upload image and PDF.



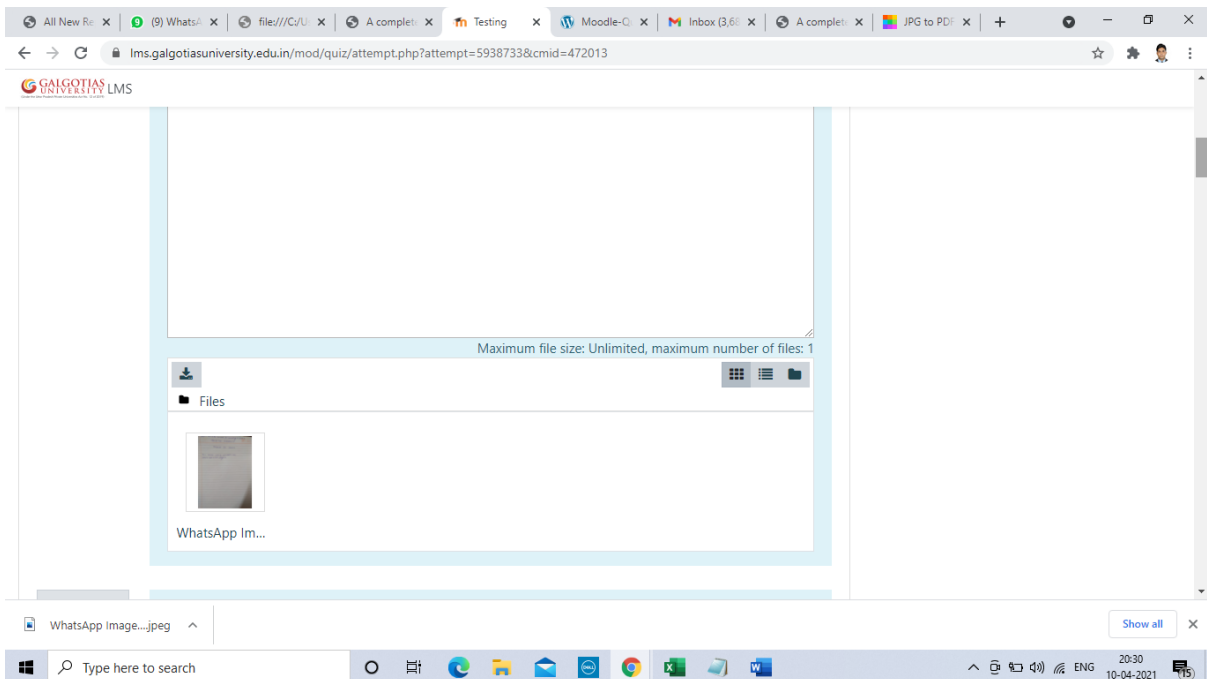
Step8. Choosing image file for uploading



Step9. Click on Upload the file which can be used for 5 Marks, 10 Marks, 15 Marks answers

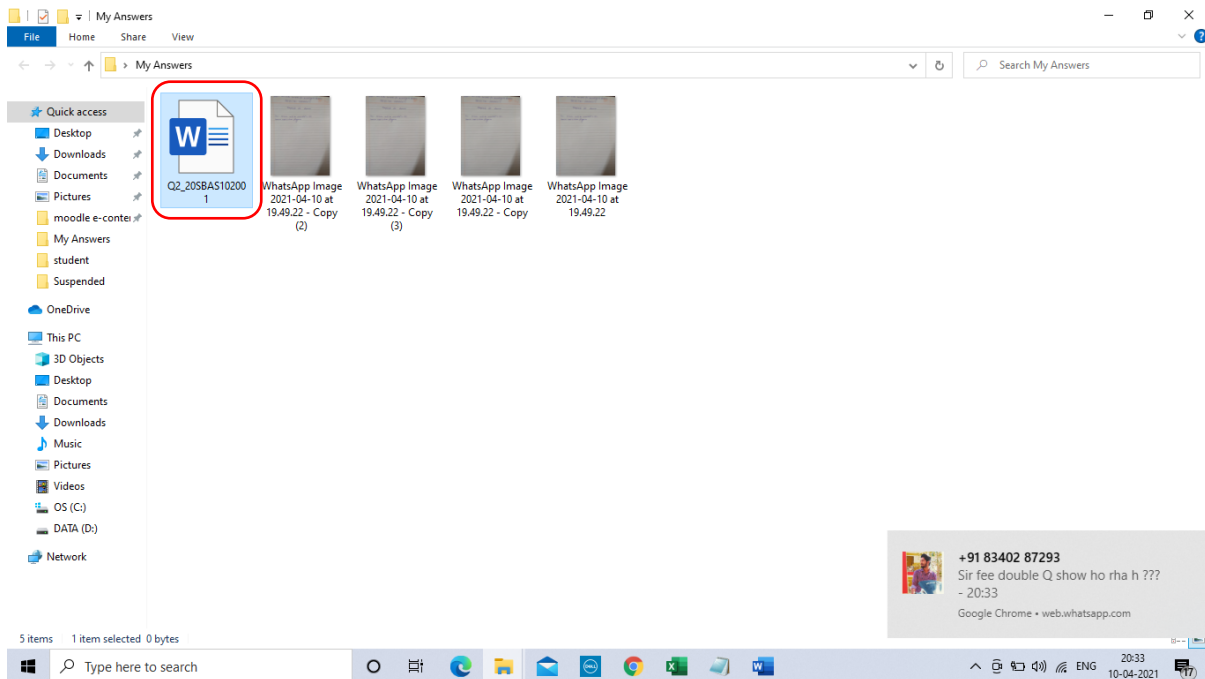


Step10. Below you can see one image uploaded

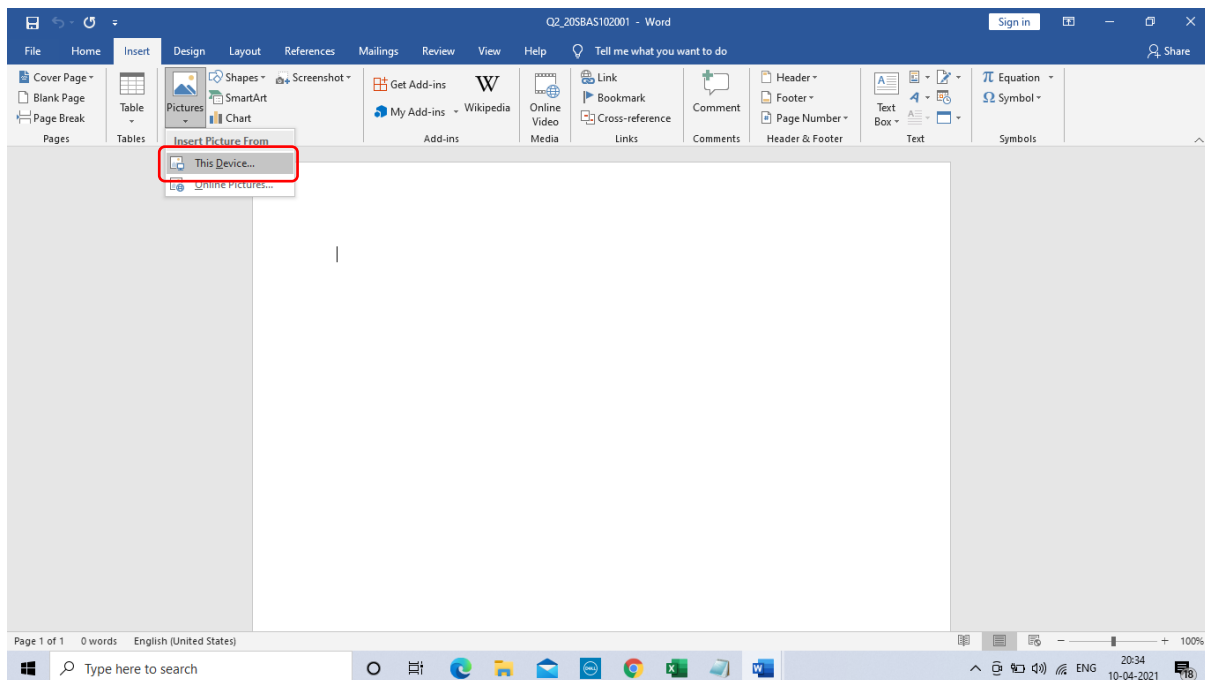


Step11. Similarly, we will upload PDF file, We will create a pdf of images using online tools or MS Word

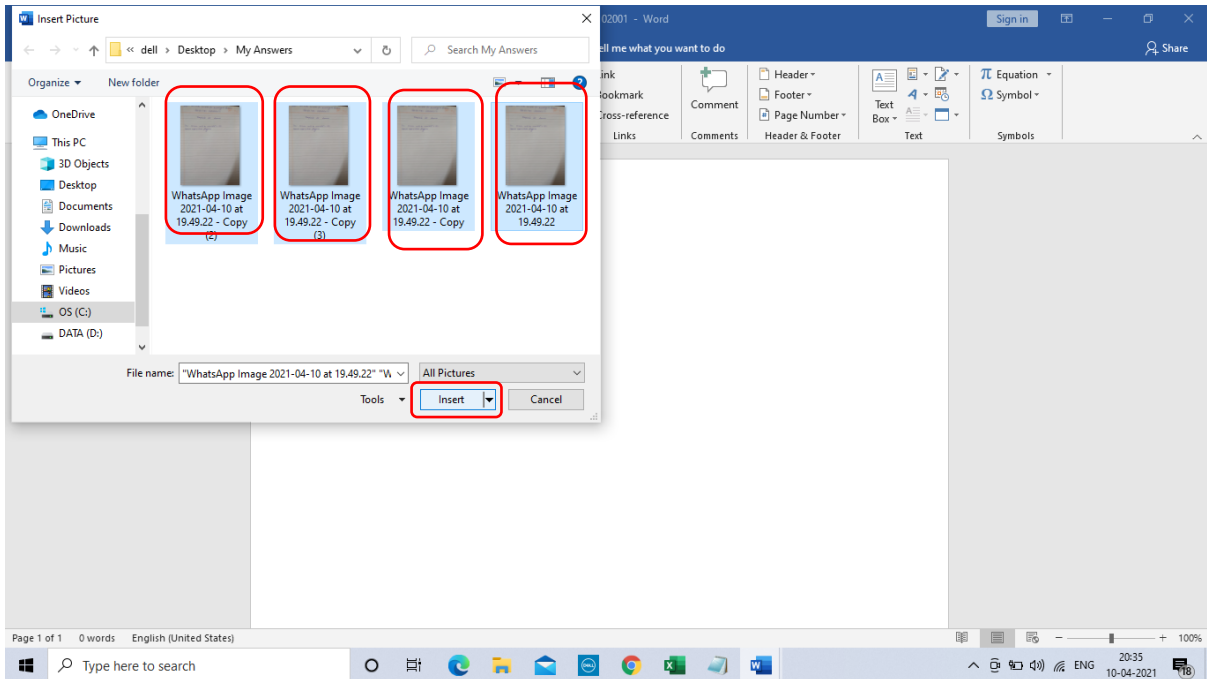
Step12. Create a word file followed by Question no._Admission No.



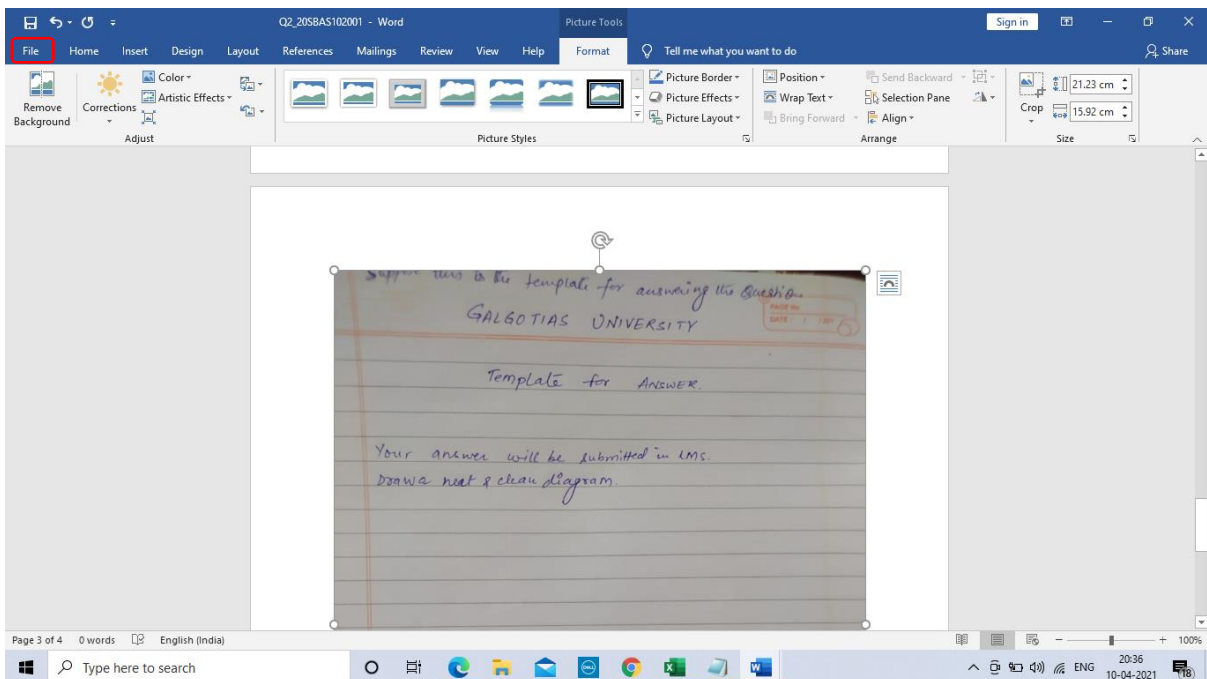
Step13. Click on picture taken from mobile phone and stored on laptop.



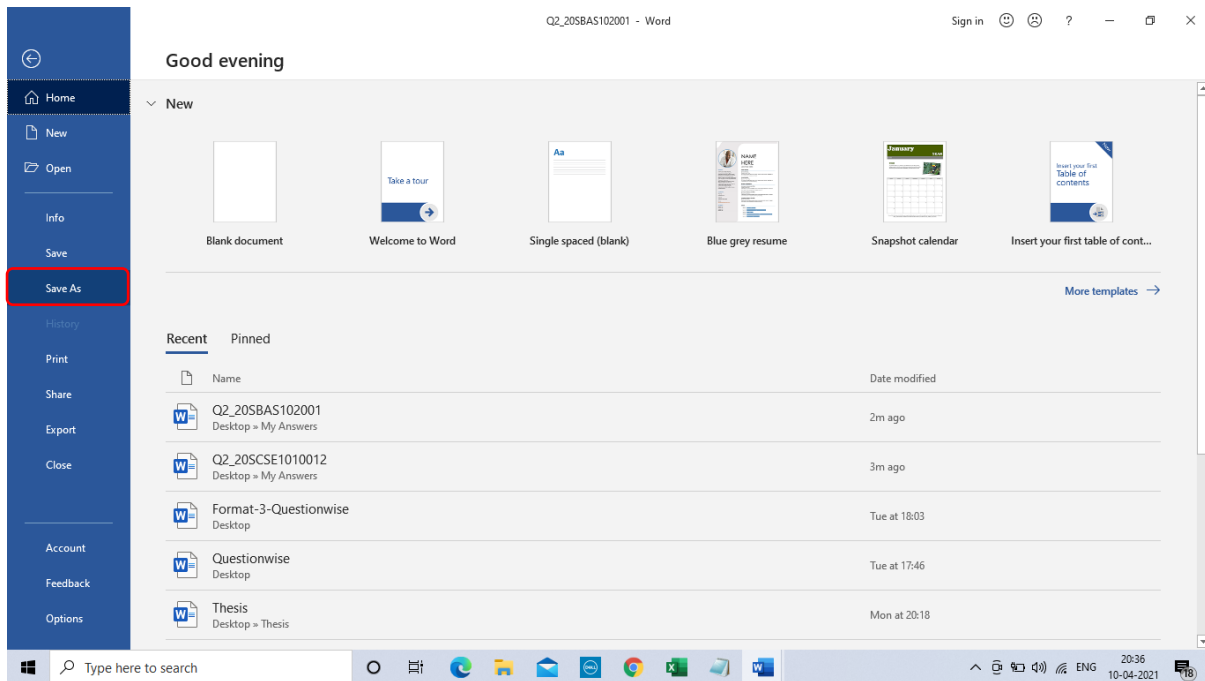
Step14. Select All the images captured and click insert



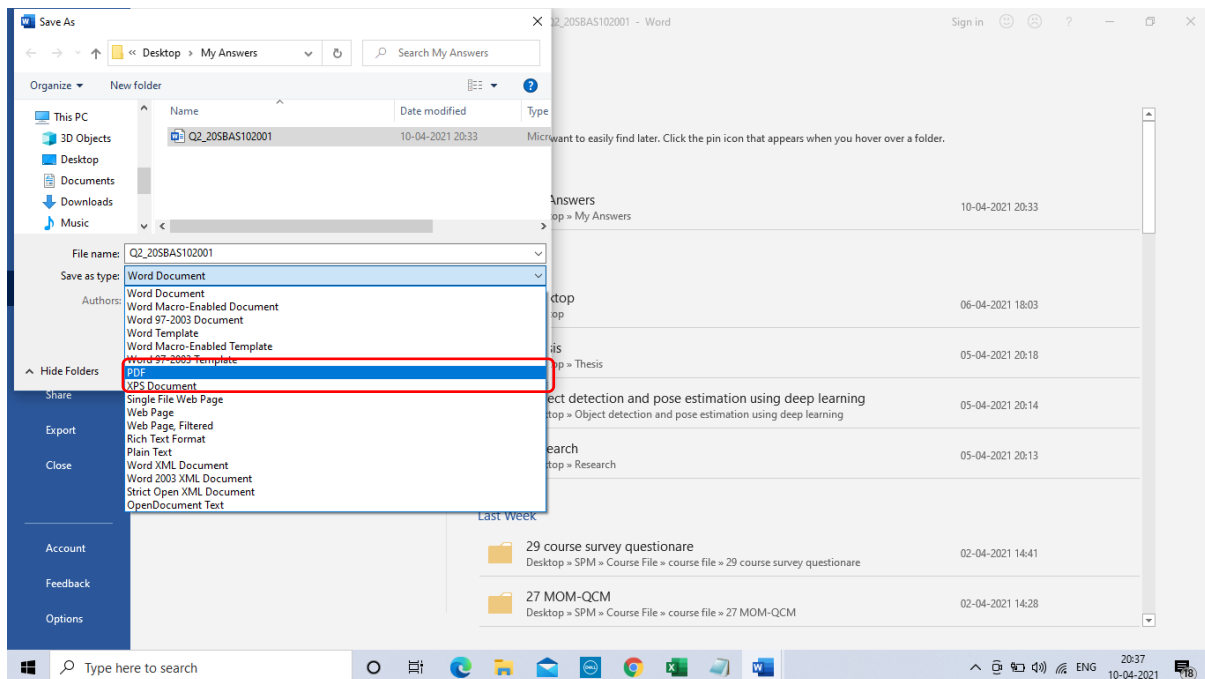
Step15. Students has to use Galgotias template for answering the question. Now all images are inserted then click on file icon

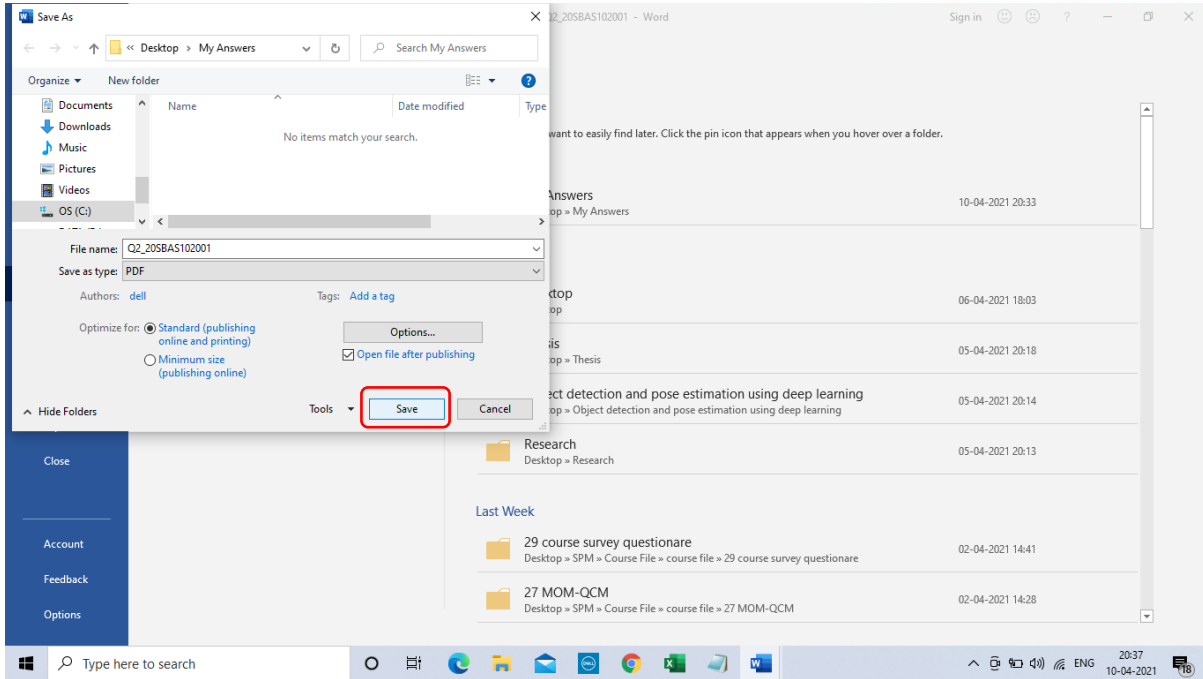


Step16. Click on Saves as button

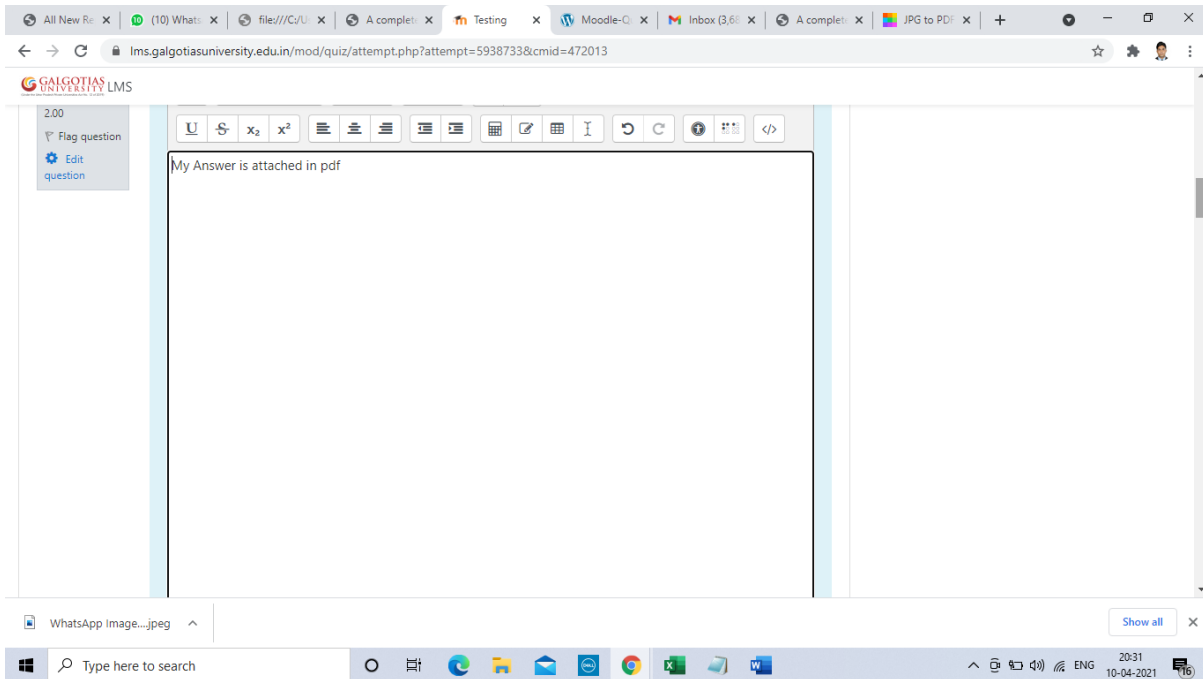


Step17. Select PDF File and click on Save

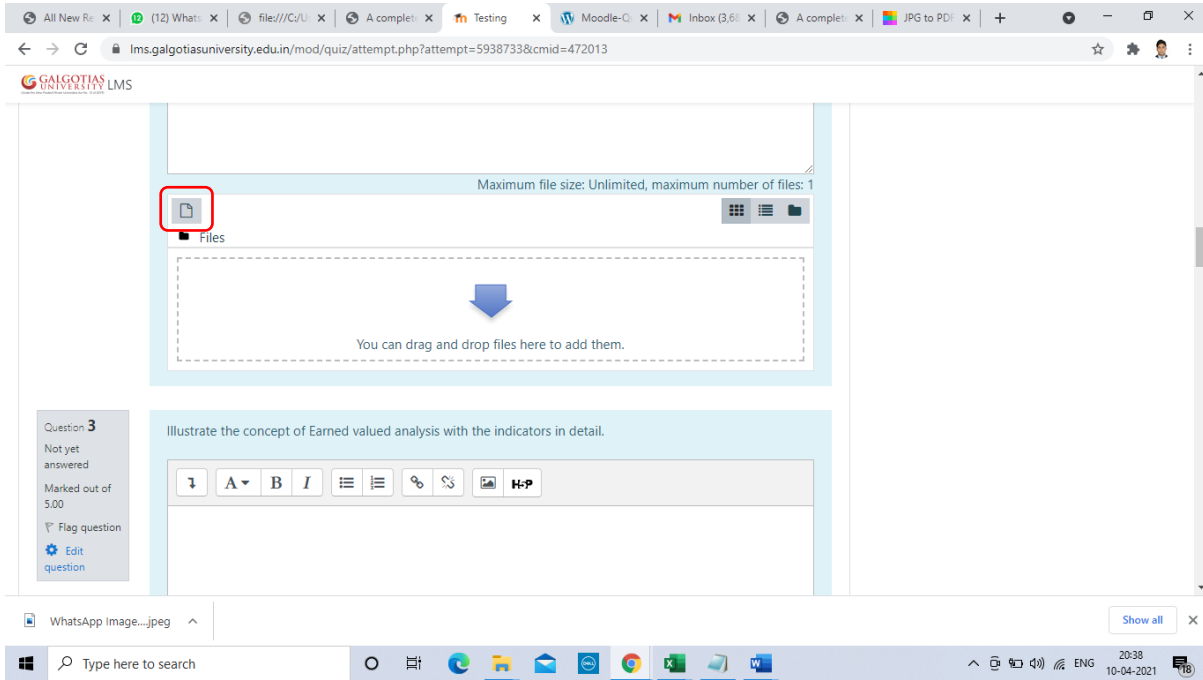




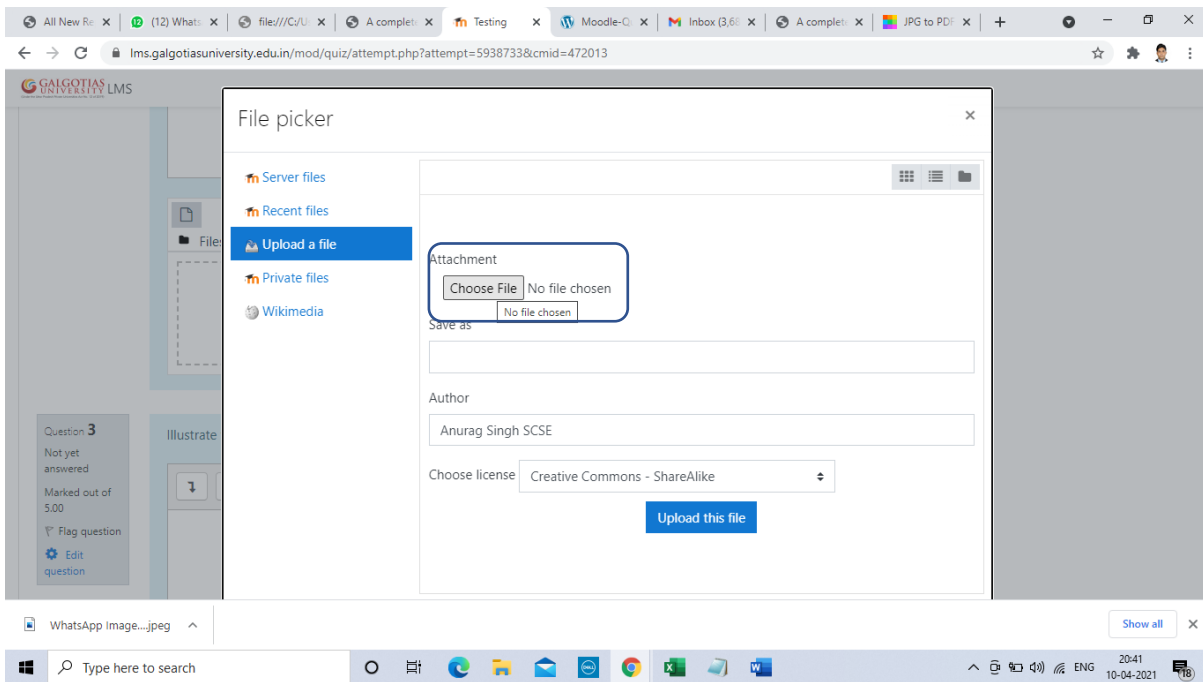
Step18. Now visit LMS logins and upload the answer PDF



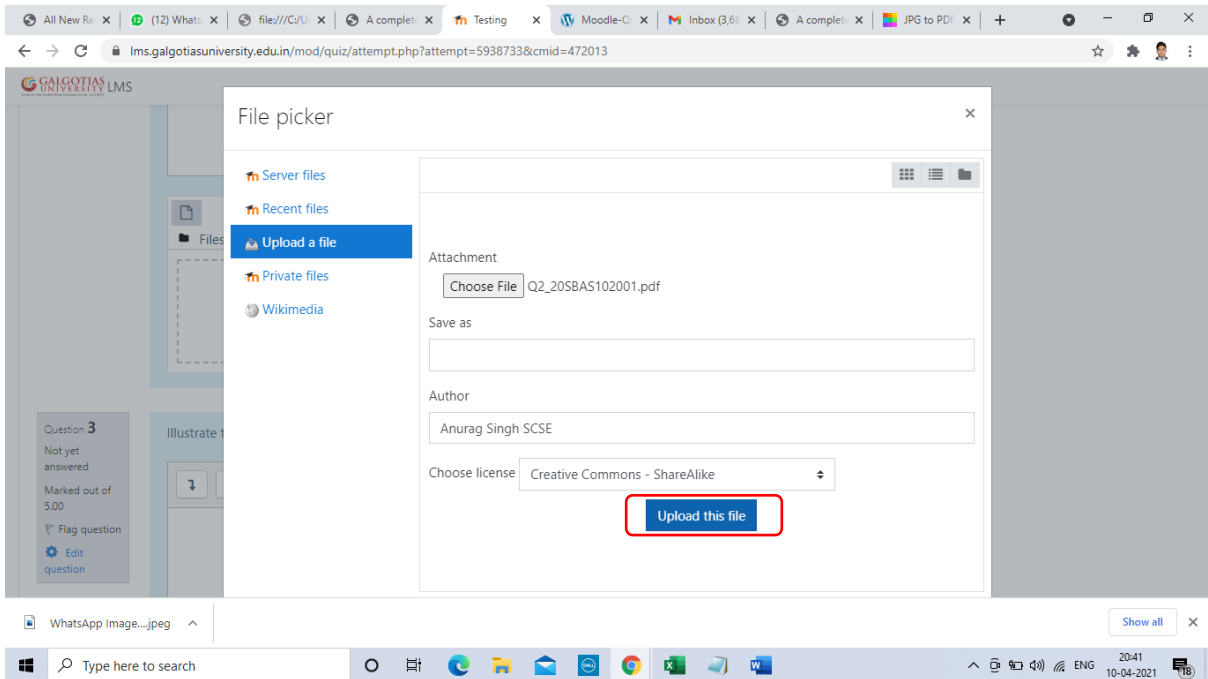
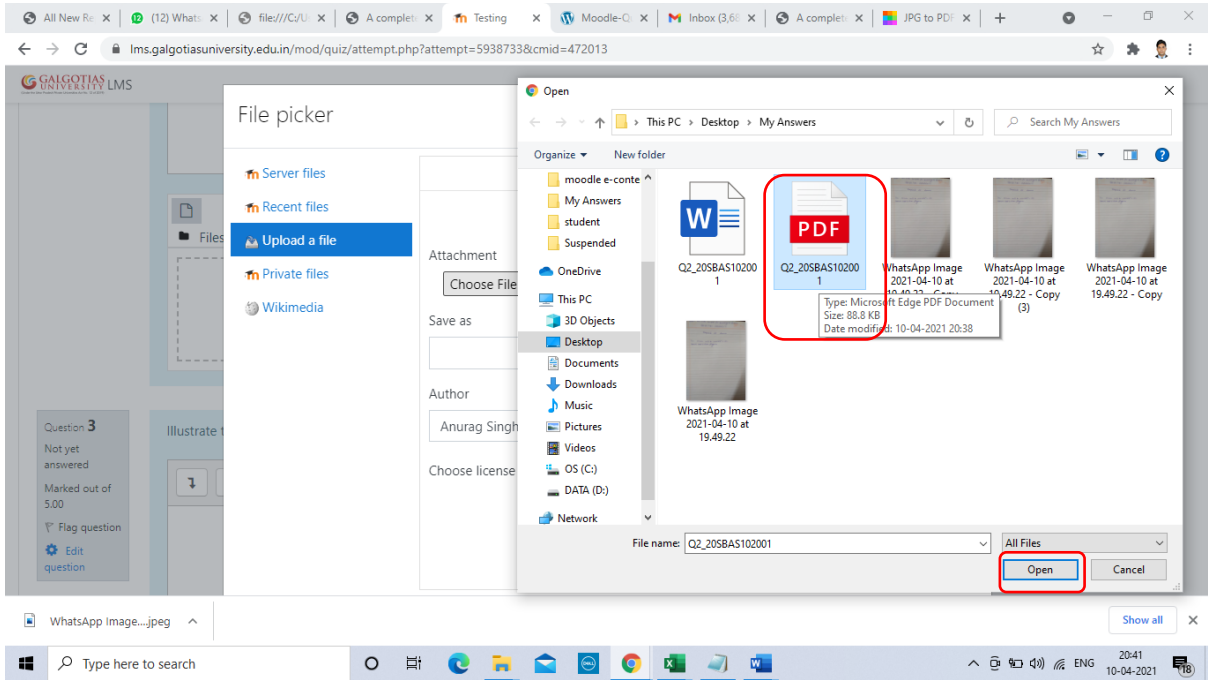
Step19. Click on file



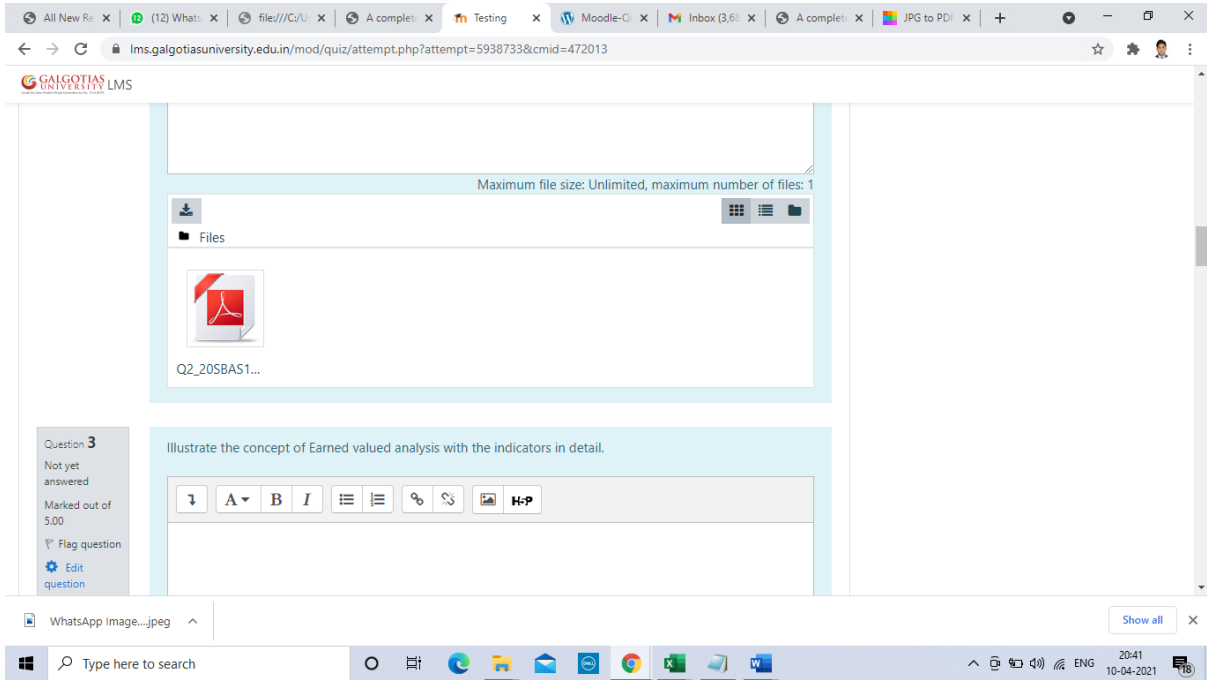
Step20. Choose the File



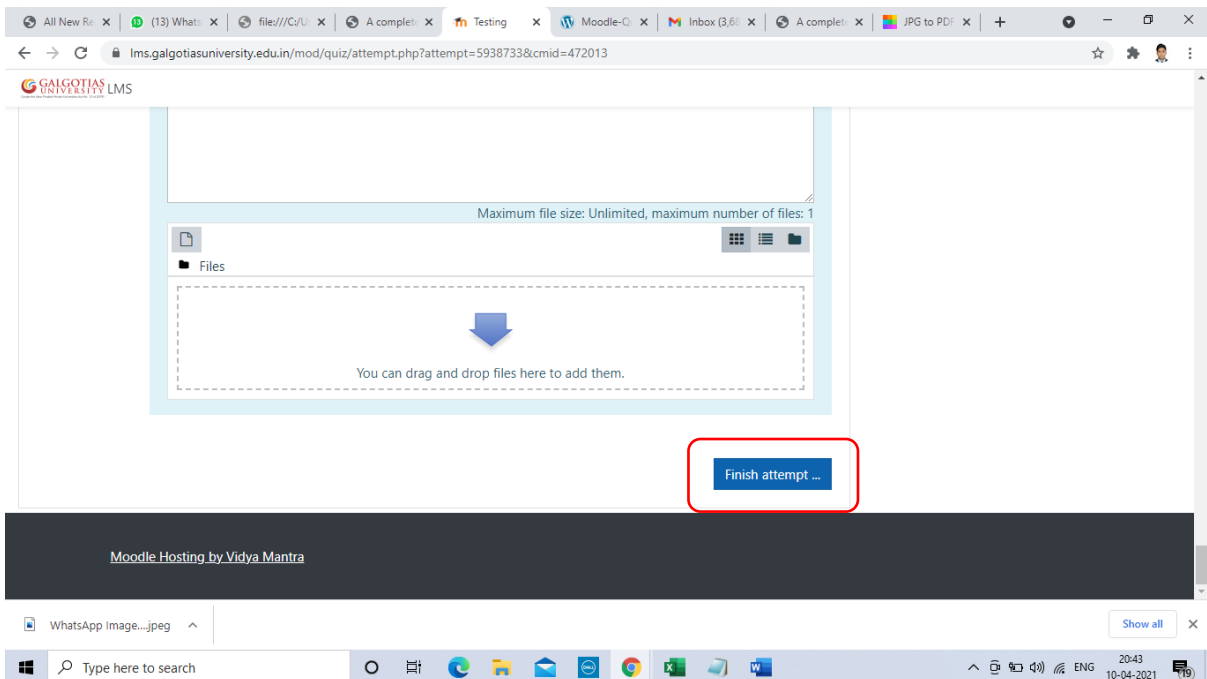
Step21. Choose the converted PDF file click on open and Upload file



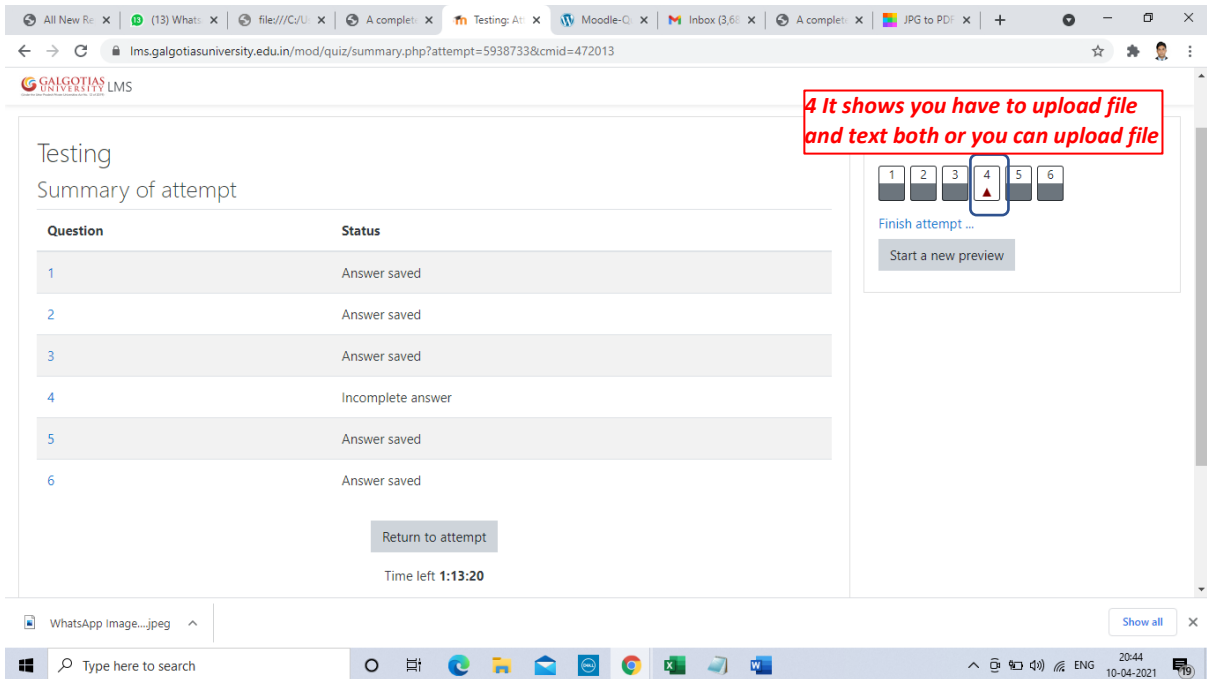
Step22. You can see the PDF file is uploaded



Step23. After attempting all questions click on Finish attempt



Step24. Now you can see all the answer attempted.



Testing
Summary of attempt

Question	Status
1	Answer saved
2	Answer saved
3	Answer saved
4	Incomplete answer
5	Answer saved
6	Answer saved

Return to attempt
Time left 1:13:20

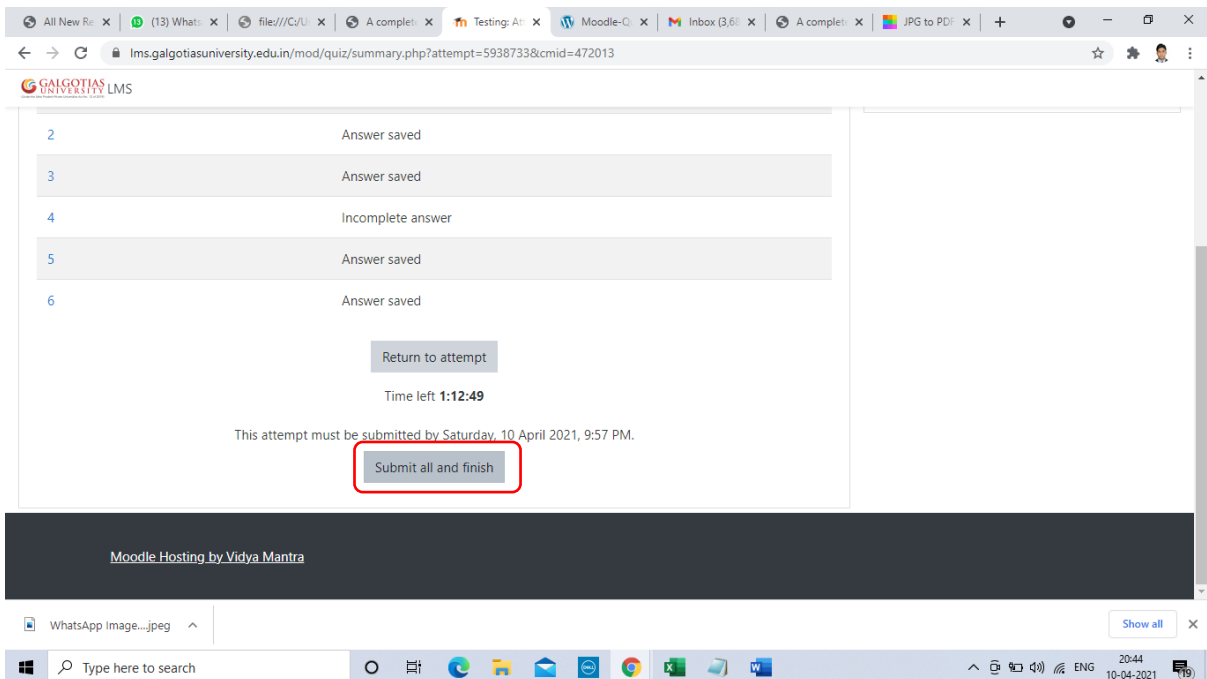
4 It shows you have to upload file and text both or you can upload file

1 2 3 4 5 6
Finish attempt ...
Start a new preview

WhatsApp Image...jpeg Show all

Type here to search 20:44 10-04-2021

Step25. Click Submit all and finish



Testing
Summary of attempt

2	Answer saved
3	Answer saved
4	Incomplete answer
5	Answer saved
6	Answer saved

Return to attempt
Time left 1:12:49

This attempt must be submitted by Saturday, 10 April 2021, 9:57 PM.

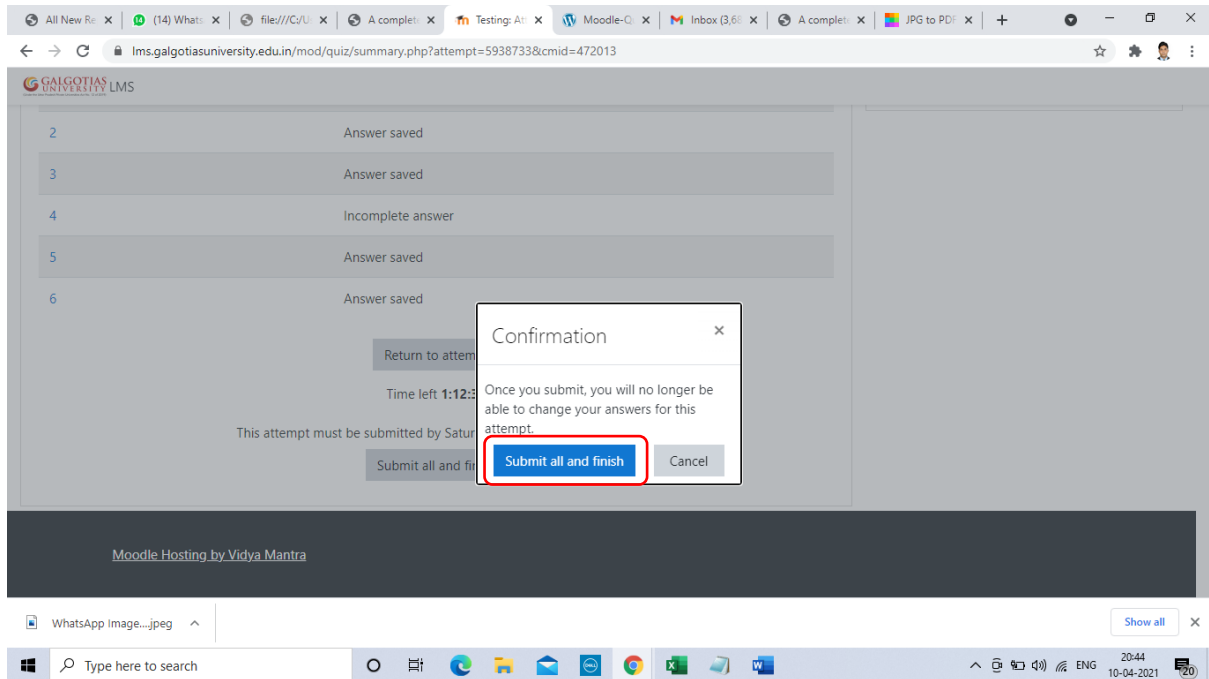
Submit all and finish

Moodle Hosting by Vidya Mantra

WhatsApp Image...jpeg Show all

Type here to search 20:44 10-04-2021


Step26. Click on Submit all and finish



Steps by Step guide to Attempt exam using mobile devices

Note: Now if you are using mobile device you have to use mobile browser such as google chrome for uploading of answers rather than mobile App








- 1) Search and install any image to pdf converter on any mobile device using Android play store or Apple app store.








- 2) Select any Cam scanner in advance for capturing image and converting into pdf for uploading the answer. We have installed Kaagaz Scanner for the same



- 3) Now we are going to attempt the exam. Login to web browser such google chrome with web address: **lms.galgotiasuniversity.edu.in** or you can search on google by searching Galgotias LMS


21:58   1.3KB/s     

  **algotiasuniversity.edu.in**  


 **GALGOTIAS
UNIVERSITY**
(Under the Uttar Pradesh Private Universities Act No. 12 of 2019)

Remember username

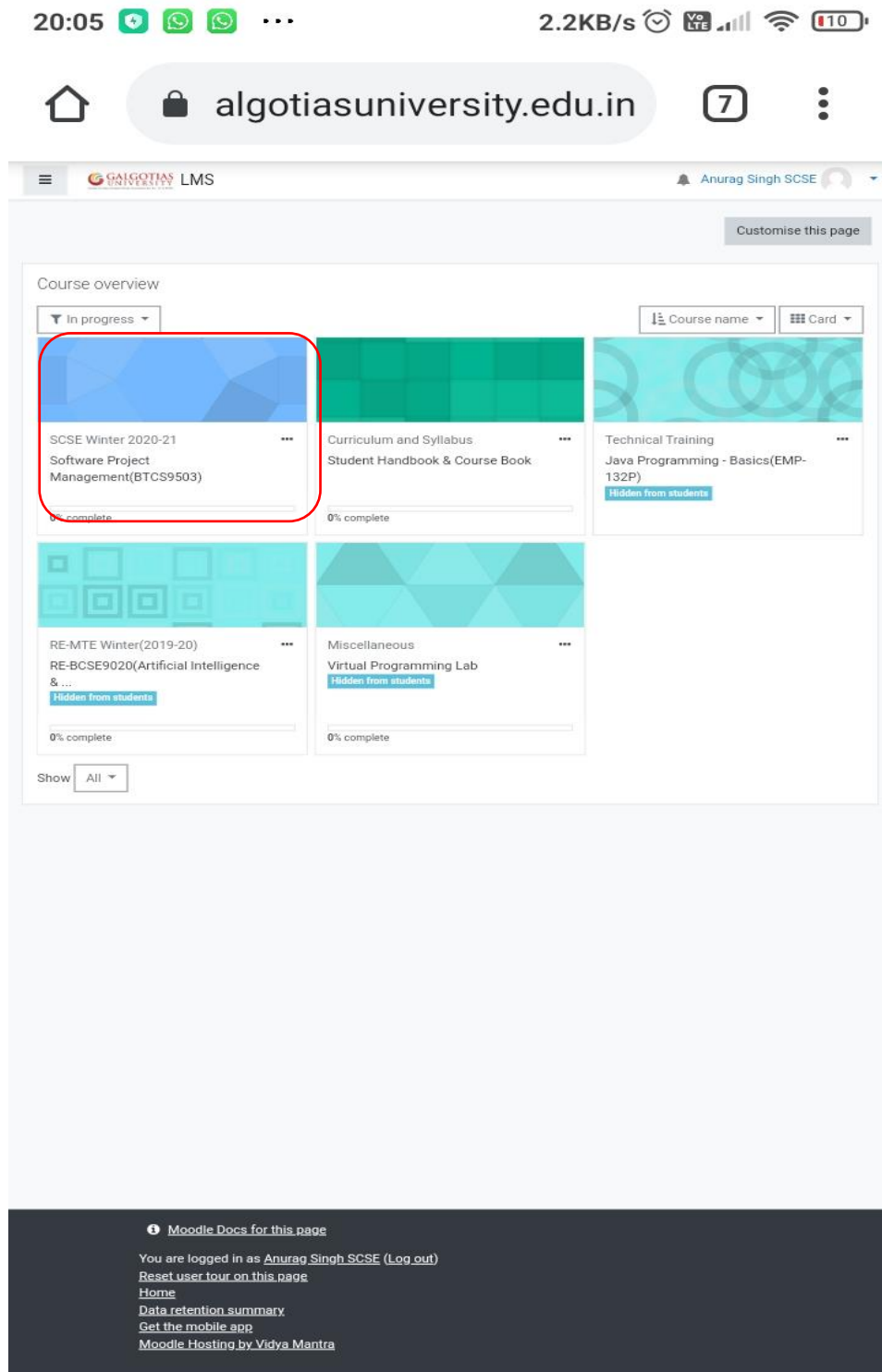
[Forgotten your username or password?](#)

Cookies must be enabled in your browser 

You are not logged in.
[Home](#)
[Data retention summary.](#)



4) Click on the course for which exam is schedules



20:05 2.2KB/s VoLTE

algotiasuniversity.edu.in

LMS Anurag Singh SCSE

Customise this page

Course overview

In progress Course name Card

SCSE Winter 2020-21 Software Project Management(BTCS9503) 0% complete

Curriculum and Syllabus Student Handbook & Course Book 0% complete

Technical Training Java Programming - Basics(EMP-132P) Hidden from students

RE-MTE Winter(2019-20) RE-BCSE9020(Artificial Intelligence & ...) Hidden from students 0% complete

Miscellaneous Virtual Programming Lab Hidden from students 0% complete

Show All

Moodle Docs for this page

You are logged in as Anurag Singh SCSE (Log out)

[Reset user tour on this page](#)

[Home](#)

[Data retention summary](#)

[Get the mobile app](#)


[Moodle Hosting by Vidya Mantra](#)

5) Click on ETE Quiz you wants to attempt

22:09 

6.1KB/s   4G   61% 



 algotiasuniversity.edu.in

7



Unit 1 - Part 1



Unit 4 - Part 2



ETE exam



ETE



 [Moodle Docs for this page](#)

You are logged in as [Anurag Singh SCSE](#) ([Log out](#))

[Home](#)






[Data retention summary](#)





[Get the mobile app](#)

[Switch to the standard theme](#)

[Moodle Hosting by Vidya Mantra](#)

6) Click on Attempt Quiz Now

22:09  5.2KB/s  4G   

  algotiasuniversity.edu.in  

Software Project Management(BTCS

[Dashboard](#) / [My courses](#) / [G-BTCS9503](#)
/ [ETE exam](#) / [ETE](#)


ETE


Attempts allowed: 1

Time limit: 1 hour 30 mins

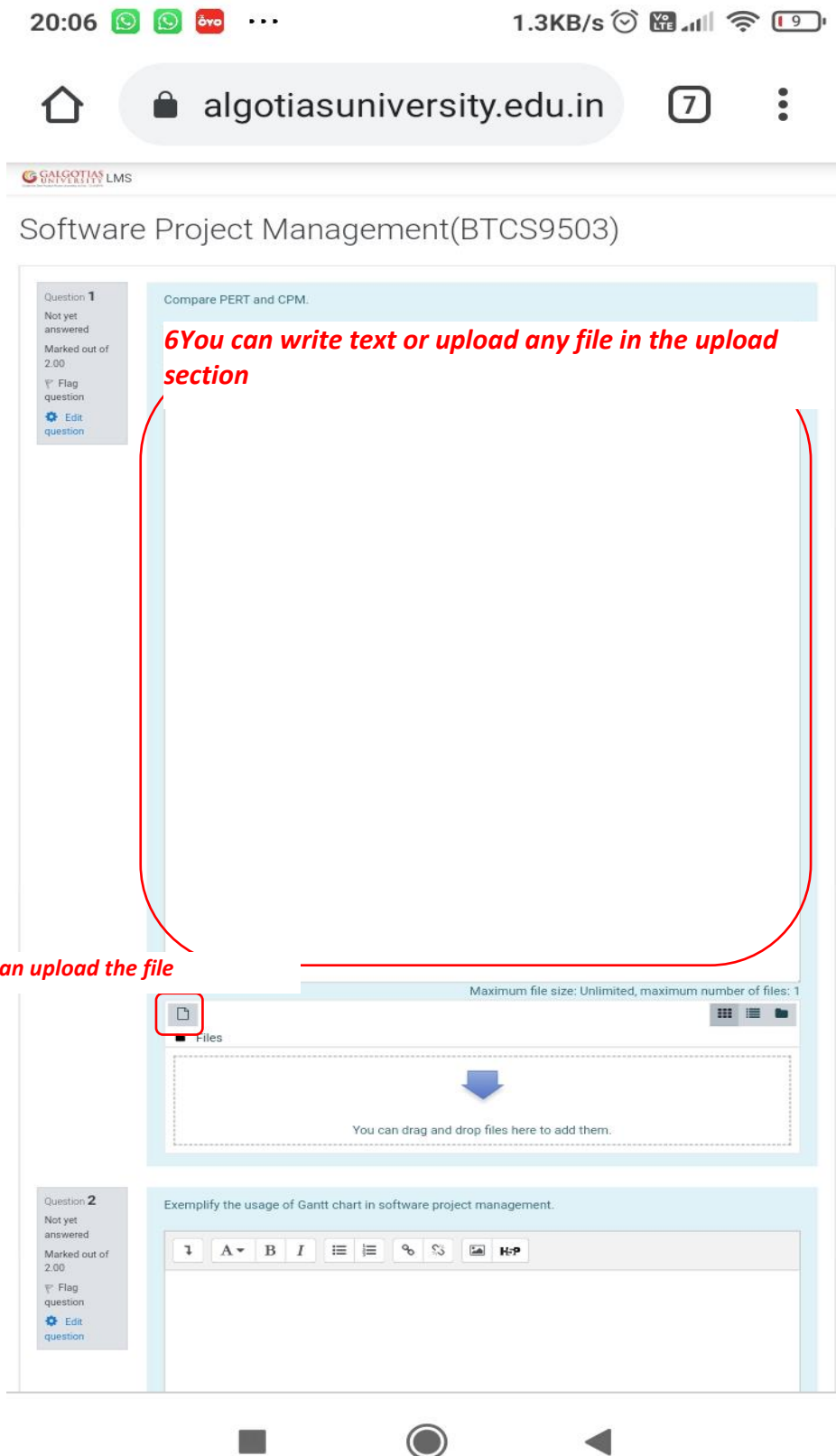
[Attempt quiz now](#)

[← Unit 4 - Part 2 \(hidden\)](#)





7) Write and Upload answers from mobile devices



20:06 1.3KB/s VoLTE

algotiasuniversity.edu.in

GALGOTIAS LMS

Software Project Management(BTCS9503)

Question 1
Not yet answered
Marked out of 2.00
Flag question
Edit question

Compare PERT and CPM.

6 You can write text or upload any file in the upload section

5 You can upload the file

Maximum file size: Unlimited, maximum number of files: 1

Files

You can drag and drop files here to add them.

Question 2
Not yet answered
Marked out of 2.00
Flag question
Edit question

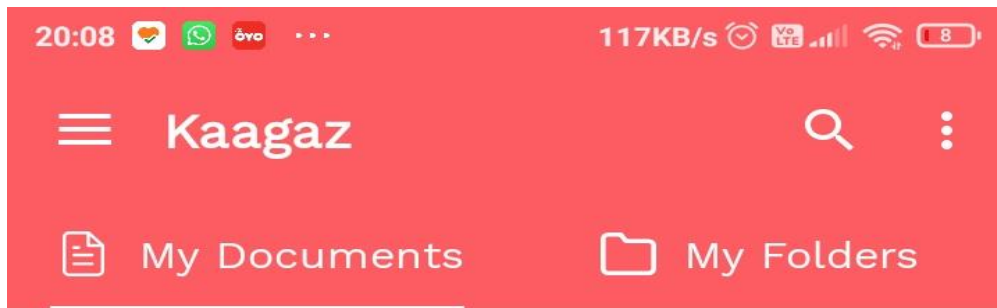
Exemplify the usage of Gantt chart in software project management.

Rich text editor toolbar: Undo, Bold, Italic, Bulleted list, Numbered list, Link, Unlink, Image, Help

8) Now steps to use cam scanner and Upload the Answer in PDF



9) Click on + Button for adding image



Welcome!

Click  to start Scanning

With Kaagaz you can:

- Click Photos to make PDF
- Import images from Gallery to make PDF
- Import PDFs and edit them

Import PDFs from Whatsapp

Import all documents received on Whatsapp & keep them safely organized in Kaagaz.



Tell Friends About Kaagaz

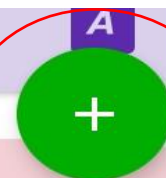
Please share the app & support us.



Add Custom Watermark

Personalize your scanned documents.

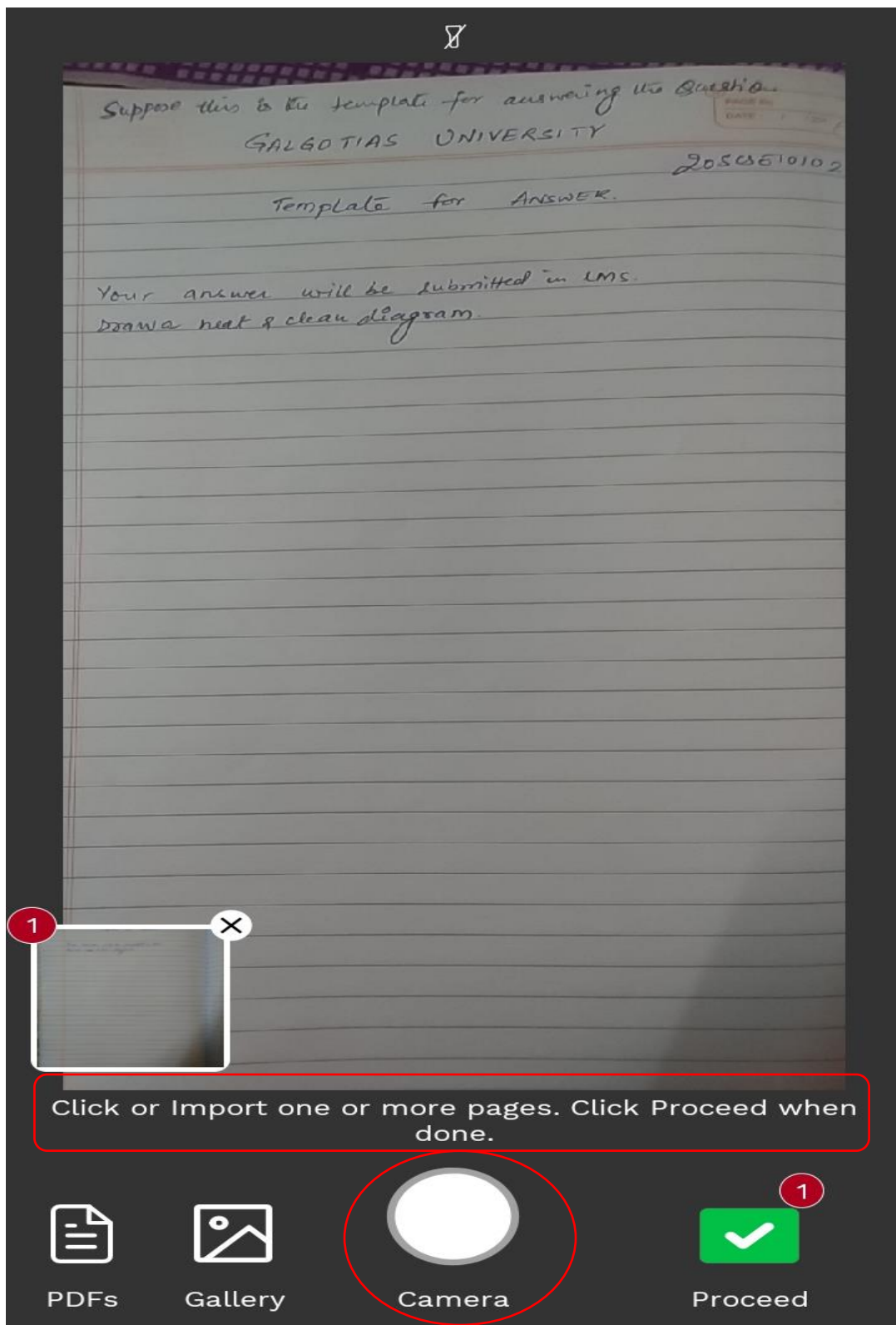
Click to add image



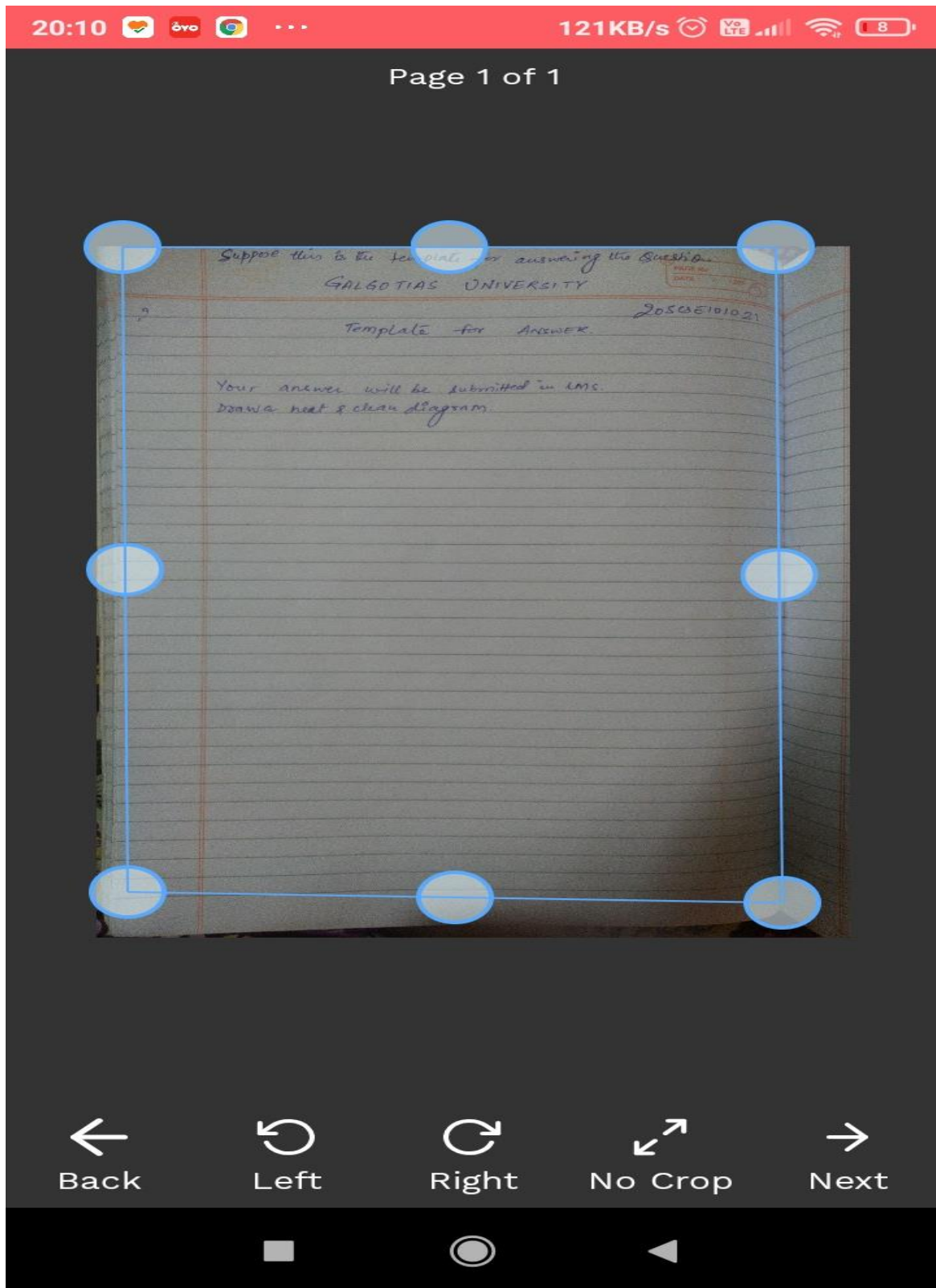
Change language



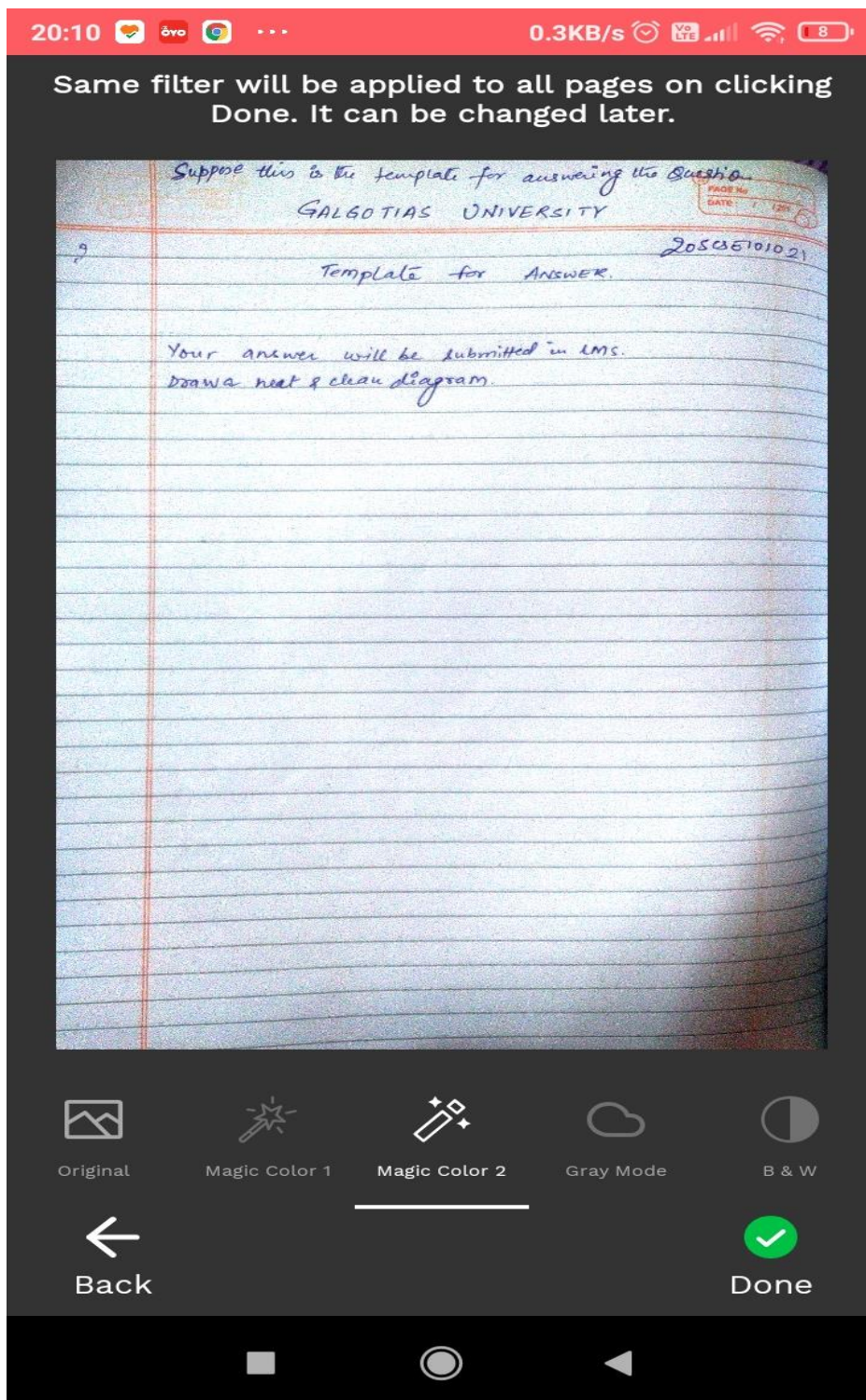
10) Capture the number of pages you want to capture.



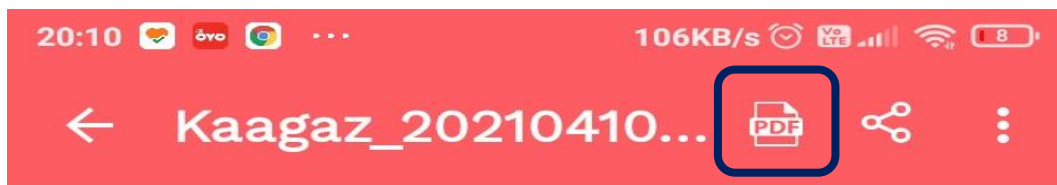
11) You can crop and resize the Answer sheet template




12) You can change the image Color and increase brightness



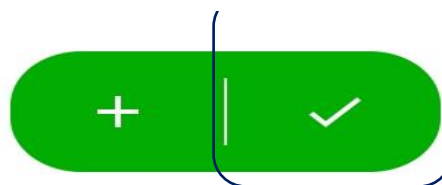
13) After Selecting images you can convert it into PDF



Sequence of pages can be changed by long pressing the image and moving to the wanted position




8For finalizing the PDF



14) Now go back to LMS and Upload the answers for the Questions prepared

20:06    ...

1.3KB/s     


  algotiasuniversity.edu.in  




Software Project Management(BTCS9503)


Question 1
Not yet answered
Marked out of 2.00
Flag question
Edit question

Compare PERT and CPM.



Maximum file size: Unlimited, maximum number of files: 1


 Files



You can drag and drop files here to add them.

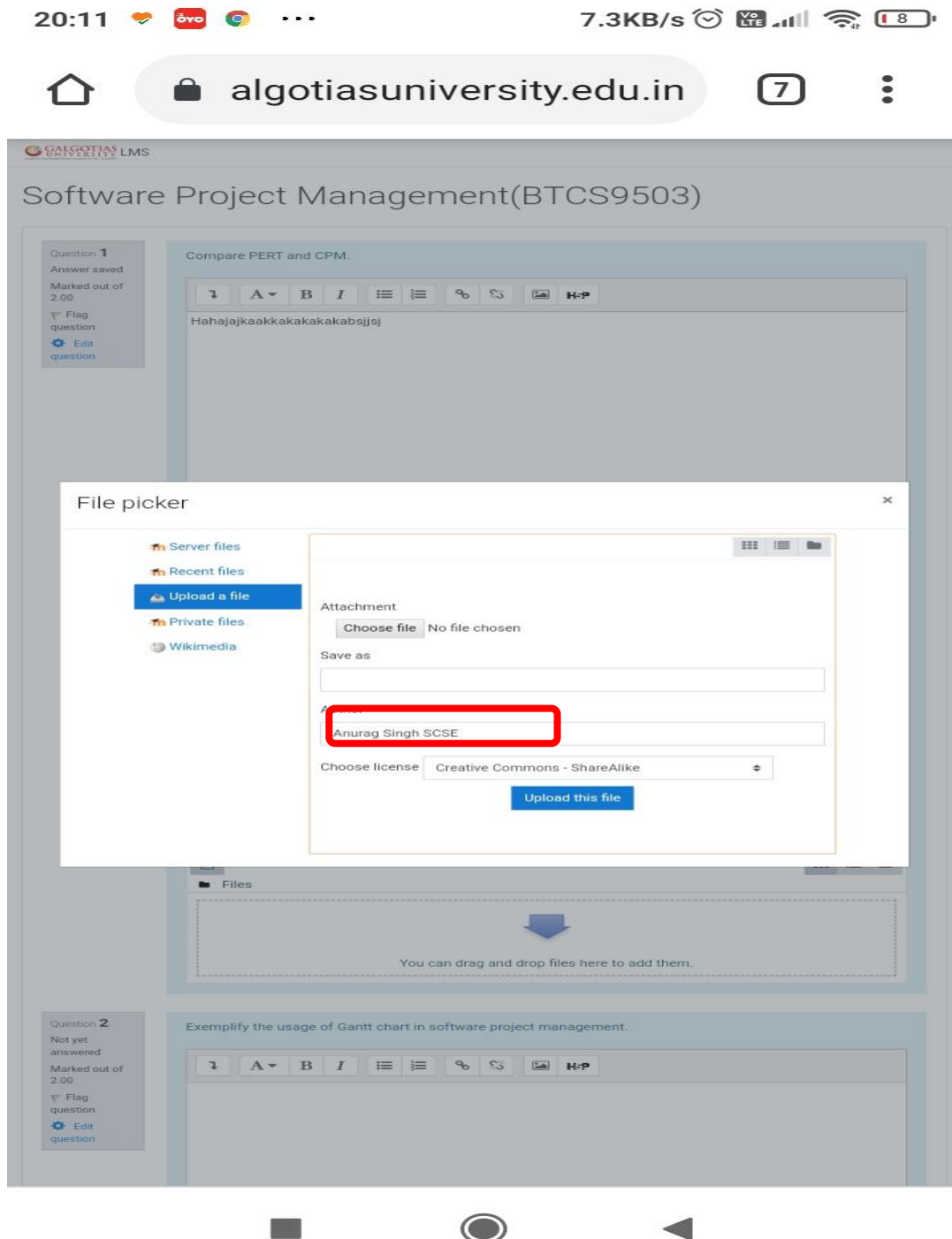
Question 2
Not yet answered
Marked out of 2.00
Flag question
Edit question

Exemplify the usage of Gantt chart in software project management.

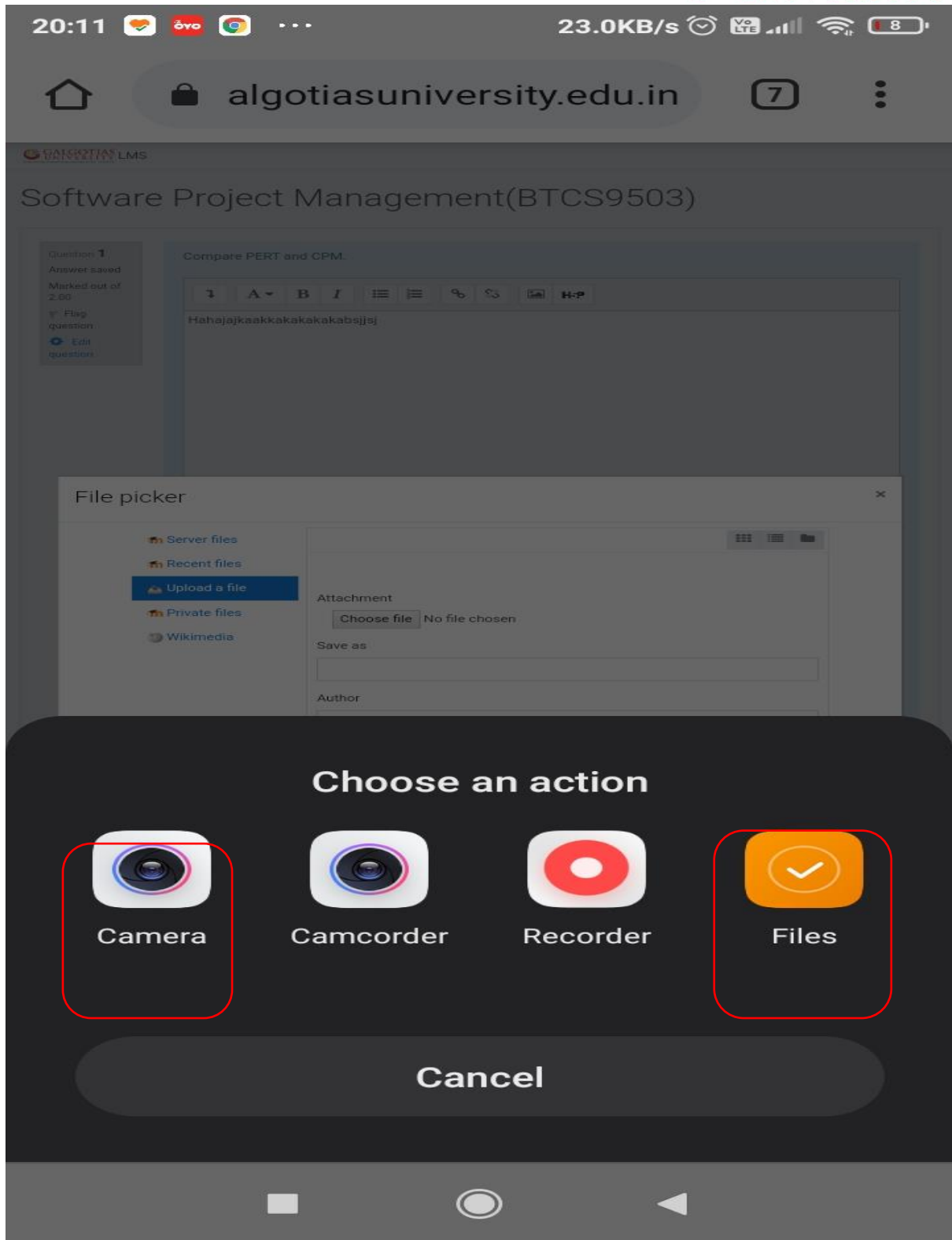




15) Choose the PDF or image file to Upload from mobile device



16) Select Files or Images



17) Submit the and upload the file



Software Project Management(BTCS9503)

Question 1
Answer saved
Marked out of 2.00
Flag question
Edit question

Compare PERT and CPM.

Hahajajkaakkakakakabsijsj

File picker

- Server files
- Recent files
- Upload a file
- Private files
- Wikimedia

Attachment
Choose file Kaagaz_2021...1025683.pdf

Save as

Author
Anurag Singh SCSE

Choose license
Creative Commons - ShareAlike

Upload this file

Files








You can drag and drop files here to add them.





Question 2
Not yet answered
Marked out of 2.00
Flag question
Edit question


Exemplify the usage of Gantt chart in software project management.



- a. The PDF file is now uploaded in Answer section. Make sure file upload and text are optional. You can upload any or both.

20:15  2.5KB/s      8 

  **algotiasuniversity.edu.in**  7 




Software Project Management(BTCS9503)


Question 1
Answer saved
Marked out of 2.00
[Flag question](#)
[Edit question](#)

Compare PERT and CPM.

Hahajajkaakkakakakabsjsj

Maximum file size: Unlimited, maximum number of files: 1

 Files


Kaagaz_2021...

Question 2
Not yet answered
Marked out of 2.00
[Flag question](#)
[Edit question](#)

Exemplify the usage of Gantt chart in software project management.

18) Click on Finish Attempt after attempting all the questions

20:15 

0.1KB/s      8 



algotiasuniversity.edu.in

7



 LMS

You can drag and drop files here to add them.

Question 6


Not yet answered


Marked out of 8.00

 Flag question

 Edit question

Illustrate the various levels of SEI Capability Maturity Model (CMM).





Maximum file size: Unlimited, maximum number of files: 1

 Files

You can drag and drop files here to add them.

Finish attempt ...

Quiz navigation




Finish attempt ...

Time left 1:05:00





 algotiasuniversity.edu.in



Software Project Management(BTCS9503)

Testing

Summary of attempt

Question	Status
1	Answer saved
2	Not yet answered
3	Not yet answered
4	Not yet answered
5	Not yet answered
6	Not yet answered

[Return to attempt](#)

Time left 1:04:51

This attempt must be submitted by Saturday, 10 April 2021, 9:20 PM.

[Submit all and finish](#)


Quiz navigation



Finish attempt ...

[Start a new preview](#)



 algotiasuniversity.edu.in



Software Project Management(BTCS9503)

Testing

Summary of attempt

Question	Status
1	Answer saved
2	Not yet answered
3	Not yet answered
4	Not yet answered
5	Not yet answered
6	Not yet answered

[Return to attempt](#)

Time left 1:04:43

This attempt must be submitted by Saturday, 10 April 2021, 9:20 PM.

[Submit all and finish](#)

Quiz navigation



Finish attempt ...

[Start a new preview](#)

Confirmation

Once you submit, you will no longer be able to change your answers for this attempt.

[Submit all and finish](#)

[Cancel](#)