

AMCAT Assessment for Final Year Students

Dear Students,

This is to inform you that University is organizing AMCAT assessment for final year students. It is mandatory to appear for the test. It will help you to assess your current preparation for the placement. Please find the related information below:

Test Link= <https://amcatcampus.aspiringminds.com/>

Username: galu_btechaug2020

Password: amcat

Test Start date and time- 14th Aug (9AM)

Validity upto- 16th Aug (11 PM)

Kindly attempt the test at the earliest and fill the following google form after completion of test

<https://forms.gle/3Tek5eksioZq5nbb7>

Please note that it is an auto -proctored AMCAT Assessment. We have shared FAQ and the chat support link to solve the technical issue if any.

ChatBox Link-Please [Click Here \(https://assess.myamcat.com/troubleshooting/campus.php\)](https://assess.myamcat.com/troubleshooting/campus.php) to chat with us.

****Support will be available from 9AM-6PM****

Please note that full chat support will be available from **9AM to 6 PM** and partial support after that. Which means, after 6 PM, there could be a slight delay in getting replies on Chats from our team if the volume of queries is high. Chat Box support is provided to help/Support in case of any technical issue while appearing for AMCAT Assessment.

The test has 3 basic requirements:

- A Personal Computer / Laptop.
- A Webcam connected with the System
- Smooth and uninterrupted Internet connectivity (throughout the testing session).

You may take the test as per your convenience at your home, a nearby cyber-cafe etc.

We would like to reiterate that you must take the test on a computer with webcam and dedicated/ smooth Internet connectivity. If your test gets stuck at any point, there is a 'Resume Incomplete Test' option that will enable you to restart the test at the same place where you got stuck. For more details on this, please read the instructions given below. Please ensure that you Resume Test within 2 hours of your test being stopped.

All the best!

Browser/OS Requirements: This Assessment is supported by the below listed Browsers/Versions only.

Google Chrome (version 40 and above)

Mozilla Firefox (version 40 and above)

In case you're taking the test on Windows 8, make sure you use latest version and disable all the popups/ notifications.

Procedure for taking online Test

Following are the steps for taking the test:

1. For taking the AMCAT exam click on the URL provided in the email and follow the instructions.
2. At several instances during the test you will be prompted to allow the access of your webcam, please allow to enable your webcam.

3. Post testing your webcam, Close the webcam testing prompt and Enter the username and password provided to you in this mail.

4. Click on Start New Test and fill the registration form.

5. Click on Start Test. A 15 digit number will appear. This is your AMCAT ID. Note it and keep it safe with you.

6. To answer a question click on Confirm and then Next to submit your answer.

IMPORTANT NOTE: You are not allowed to open any other Browser / Switch between the Test Screen and other windows/ Minimize the Test Window. The Test will get locked permanently if a candidate is found switching through windows while taking the Test.

General Instructions:

1. There is no negative marking.
2. You have to answer all the questions mandatorily i.e. you cannot skip any question.
3. Do not click on Module Exit or Test Exit.
4. You cannot change your answer to any previous question.
5. If somehow your test is stopped in between, (due to power failure/internet disconnection) wait for five minutes. Now, you may login again using the same details. After entering the username and password click on Resume Incomplete Test. Select your AMCAT Id and then re-enter Username and Password.

Please ensure that you Resume Test within 2 hours of your test being stopped. (Please Resume the Test only after 5 mins of halting the Test)

Procedure for taking online Test:

1. Do not copy paste the User Name and Password. Always type in.
2. Complete the test in one go, **no breaks allowed in-between.**
3. This is a timed test, it is essential to keep track of time while answering the questions.
4. Answer all the questions and complete all the modules.

5. For taking the exam type the URL in the address bar of the Web Browser.
6. Enter the username and password given to you to login.
7. Click on Start New Test.
8. You will be automatically prompted to Allow your Camera to be enabled, please ACCEPT the request. This will prompt a message 'You Are Under Surveillance'. Your camera is now enabled.
9. Fill the registration form.
10. Click on Start Test and keep a note of your AMCAT ID as mentioned on the top.
11. To answer a question click on Confirm and then Next to submit your answer.
12. Do not click on Module Exit or Test Exit.

Ensure that while you open this link no other tab/window/link is opened simultaneously on your system else your scores will not be processed.

Important Instructions:

1. There is no negative marking.
2. You have to answer all the questions mandatorily i.e. you cannot skip any question.
3. Do not click on Module Exit or Test Exit.
4. You cannot change your answer of any previous question.
5. If somehow your test is stopped in between, (due to power failure/internet disconnection) wait for five minutes. Now, you may login again using the same details. After entering the username and password click on Resume Incomplete Test. Select your AMCAT Id and then re-enter Username and Password.
- 6. DO NOT SWITCH THROUGH TABS ELSE YOUR TEST WILL GET LOCKED & YOU WON'T BE ABLE TO RESUME THE TEST.**
- 7. YOU SHOULD ALWAYS BE SITTING IN FRONT OF YOUR COMPUTER DURING THE ENTIRE DURATION OF THE TEST.**
- 8. DO NOT TRY TO TAKE SCREENSHOT OF THE TEST, ELSE YOUR TEST WILL BE LOCKED & YOU WON'T BE ABLE TO COMPLETE THE TEST.**
- 9. PLEASE DISABLE ALL POP-UPS BEFORE STARTING THE TEST.**

10. If your test closes due to internet failure or power failure, please ensure that you Resume Test within 2 hours of your test being stopped. (Please Resume the Test only after 5 mins of halting the Test)

11. Ensure your face clearly visible in the webcam. Do not wear cap, scarf, goggles/ sunglasses, etc.

12. Please ensure that you are not wearing any headphones, earphones, etc.

13. Do not cover your face during the test.

14. Please ensure that no one else is sitting with you during the entire duration of the test.

Kindly attempt the test at the earliest.

Please find the below modules which we are going to deliver this time:-

Module	Total Quest	Min Attempt to	Timing
English	18	14	18 Min
Logical	12	8	15 Min
Quant	16	14	20 Min
Personality	72	No Minimum Question Criteria	15 Min
Domain/Skill(Max 2 Domain Candidates can appear for)	10-20(Depends upon Different Domain)	5- 14 (Depends upon Different domain)	15-30 Min
Automata	2	No Min Criteria	45 Min
Automata Fix(Optional)	7		20 Min

		No Minimum Question Criteria	
Write X	1	Passage Writing	25 Min

Note: Kindly attempt the test at the earliest and fill the following google form after completion of test

<https://forms.gle/3Tek5eksioZq5nbb7>

Aspiring Minds Assessment test – AMCAT

Online assessment test Requirements

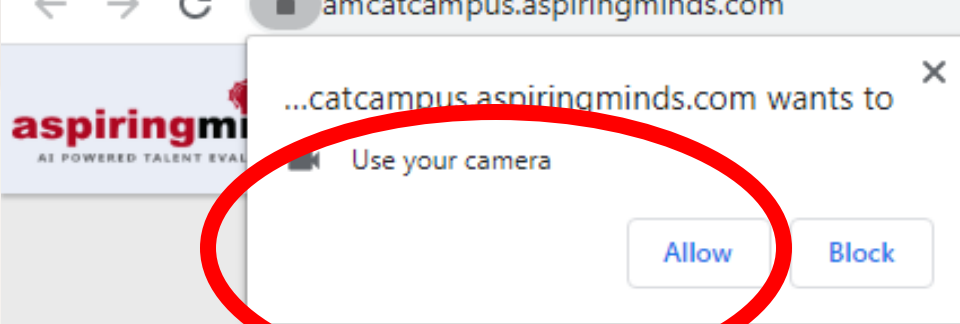
- Computer with webcam** attached to it or a laptop having a built-in webcam
- Smooth and **Uninterrupted Internet** connectivity (throughout the testing session)
- Google Chrome **Browser** (version 40 and above) or Mozilla Firefox (version 40 and above)
- Windows8 - latest version, disable all popups / notifications



aspiringminds


English ▾

Activate Windows
Go to Settings to activate Windows



Enable cam

- Make sure that your face is clearly visible in the webcam,
- There should be enough light on your face.
- You shouldn't be out of sight of the camera, even for a minute.
- ensure that you are alone & no one else is sitting with you.



START NEW TEST



RESUME INCOMPLETE TEST



SIGN OUT

00m
52s

aspiringminds
employability assessment

HELP

What is AMCAT?



AMCAT is India's Largest Employability Test

- Conducted by Aspiring Minds
- Recognized by 170 companies offering over 50,000 jobs every year
- Taken by over 50,000 students every month across the country

Aspiring Minds

- Founded in 2007 by alumnus of IIT and MIT(USA)
- India's foremost assessment company
- Covered by various newspapers, magazines and media



NEXT

Activate Windows
Go to Settings to activate Windows.

00m
53s

aspiringminds
Empowering Aspirations

HELP

IMPORTANCE of AMCAT

As soon as you take AMCAT you get 2 clear benefits

1

AMCAT's Seven Stroke Feedback

GETTING YOU READY FOR YOUR DREAM JOB!

- Detailed feedback on your strengths and weaknesses.
- Your job-suitability for different sectors.
- Guidance on how to improve and be ready for interviews.

2

Membership to myAMCAT.com



ALL IN AMCAT, JOBS WILL COME LOOKING FOR YOU!

- myAMCAT.com is India's Largest Database of fresher job seekers.
- Over 200 companies invite AMCAT takers for job interviews
- Over 15000 students have got jobs through AMCAT.

NEXT

00m
56s

aspiringminds
Empowering Ambition

HELP



NEXT

Personal Information



First Name * Aditya

Middle Name

Last Name * Rao

Gender * Male Female

Date of Birth * 1997-0

Your Email Address * aditya@gmail.com

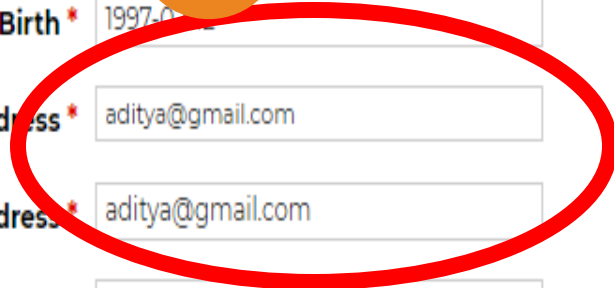
Re-type Email Address * aditya@gmail.com

Alternate Email Address aditya.123@gmail.com

Mobile Number * 9900990088

Father's Mobile Number * 8765432109

Home Landline Number



Home Landline Number

Current Address

Street Or Area *

#84,Koramangala

State *

Karnataka

City *

Bangalore

Pincode



095

Permanent Address

Street Or Area *

#84,Koramangala

State *

Karnataka

City *

Bangalore

Pincode *

560095

Schooling



Class 10th Details

Board * CBSE

Aggregate Percentage (%) * 85

Year of Completion * 2013

Have done 12th * Yes No



Class 12th Details

Board * CBSE

Aggregate Percentage (%) * 80

Year of Completion * 2015

Select the highest/latest degree that you have completed or currently pursuing *

Doctoral / PHD Masters Bachelors Diploma

Select the highest/latest degree that you have completed or currently pursuing *

- Doctoral / PHD
- Masters
- Bachelors
- Diploma

Selecting branch name Case A

Selecting branch name Case B

Bachelors Details

Bachelor Degree * ▼

Bachelor Stream * ▼

College State * ▼

College city * ▼

College * ▼

Affiliated To * ▼

Mode of Education * Full Time Part Time Correspondence

Year of Completion * ▼

Bachelors Details

Bachelor Degree * ▼

Bachelor Stream * ▼

College State * ▼

College city * ▼

College * ▼

Affiliated To * ▼

Mode of Education * Full Time Part Time Correspondence



Enter your USN (University Roll Number) compulsorily

Affiliated To *

Other

VTU

Mode of Education *



Full Time



Part Time



Correspondence

Year of Completion *

2020



University Registration Roll No.

12345879

Aggregate Type *

C.G.P.A

Aggregate (% or CGPA) *

8

Back Papers *



Yes



No

Case 1
Only 12th or PU Done

Affiliated To * Other

VTU

Mode of Education * Full Time Part Time Correspondence

Year of Completion * 2020

University Registration Roll No. 12345879

Aggregate Type * C.G.P.A

Aggregate (% or CGPA) * 8

Back Papers * Yes No

Have Diploma Degree? * Yes No

Security Question

Select a security question * What is your favorite sport?

Answer * hockey

I agree to Terms and Conditions

CANCEL CONTINUE

Aggregate Type * C.G.P.A

Aggregate (% or CGPA) * 8

Back Papers * Yes No

Have Diploma Degree? * Yes No

Diploma Details

Diploma Degree * Diploma 3 Yr.

Diploma Stream * Computer Engineering

College State * Karnataka

College city * Bangalore

College * A E C S Maaruthi College Of Nursing

Affiliated To * Alagappa University Directorate of Distance

Mode of Education * Full Time Part Time Correspondence

I agree to Terms and Conditions

CANCEL

CONTINUE

Case 2
12th+ Diploma done



Activate
Go to Se

Have done 12th? * Yes No

Select the highest/latest degree that you have completed or currently pursuing *

Doctoral / PHD Masters Bachelors Diploma

Case 3
Only Diploma
after 10th

Bachelor details



Bachelor Degree * B.Tech/B.E. ▼

Bachelor Stream * Computer Science & Engineering ▼

College State * Karnataka ▼

College city * Bangalore ▼

College * Presidency University, Bangalore ▼

Affiliated To * Other ▼

Aggregate Type * C.G.P.A

Aggregate (% or CGPA) * 8

Back Papers * Yes No

Have Diploma Degree? * Yes No

Diploma Details

Diploma Degree * Diploma 3 Yr.

Diploma Stream * Computer Engineering

College State * Karnataka

College city * Bangalore

College * A E C S Maaruthi College Of Nursing

Affiliated To * Alagappa University Directorate of Distance

Mode of Education * Full Time Part Time Correspondence

I agree to [Terms and Conditions](#)

CANCEL

CONTINUE

Case 3
Only Diploma
after 10th

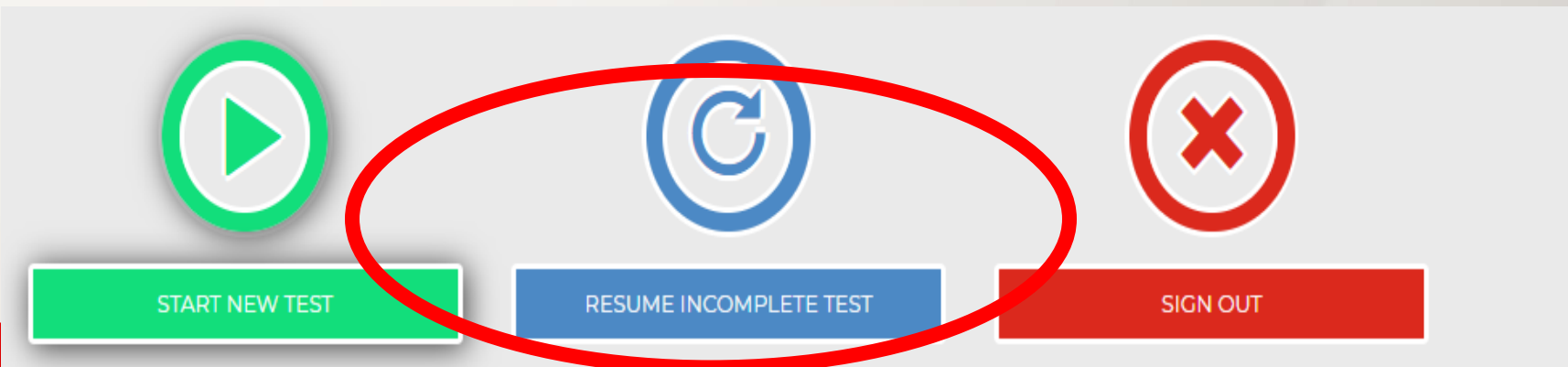
Activate
Go to Se

General Instructions:

- There is no negative marking.
- You have to answer all the questions mandatorily i.e. you cannot skip any question.
- Do not click on **Submit Module** or **Quit Test**.
- You cannot change your answer of any previous question.
- If somehow your test is stopped in between, (due to power failure/internet disconnection) wait for 5 minutes. Now, you may login again using the same details. After entering the username and password click on ***Resume Incomplete Test***.



(Please Resume the Test only after 5 minutes of halting the Test)





BACK



demo demo
AMCAT ID: 130017416909270

Email ID: demo@gmail.com

Security Question: Who was your childhood hero?

RESUME

Select the correct option that fills the blank(s) to make the sentence meaningfully complete.

Hardly a day goes ____ when I don't rem
____ my home on his birthday.

OPTIONS

Warning!

Switching windows is prohibited. Any future attempt will result in disqualification.

OK

Note:



DO NOT open any other Browser / Switch between the Test Screen and other windows/ Minimize the Test Window Simultaneously on your system.

SWITCH THROUGH TABS/WINDOWS shall invalidate your test , your scores will not be processed and you won't be able to complete it.

SUBMIT

Copy this AMCAT ID for future reference.

[COPY](#)

Modules

Personality Self-report inventory that gauges the candidate's personality profile. 72 Questions in 15 Minutes	Upcoming
Logical Ability 12 Questions in 15 Minutes	Later
English Comprehension 18 Questions in 18 Minutes	Later
WriteX - Essay Writing 1 Topic in 25 Minutes	Later
Quantitative Ability (Advanced) 16 Questions in 20 Minutes	Later
Computer Science 20 Questions in 20 Minutes	Later

Modules

WriteX - Essay Writing
Open response test that evaluates the ability to write in English on a given topic. The test provides scores on content and grammar.
1 Topic in 25 Minutes

00m
54s

Module Description

WriteX - Essay Writing

1 Topic in 25 Minutes

This test will assess your ability to write an essay with proper sentence structure and grammar. You need to type the essay in the

HELP 🗨️

aspiringminds
Empathy Quantified

24m
52s

QUESTION
1 out of 1

aspiringminds
Employability Quantified

HELP

Please discuss your views on the topic below. Please compose your response in paragraph format. Write a detailed response providing relevant facts and logical arguments. Justify your opinion with suitable examples. The length of the essay should be between 100 and 300 words. **These days, children are becoming brash and rough at an early age because of their exposure to television and internet.**

Do you agree or disagree? Support your stand with reasons.

Compose your response here

Words left: 300 out of 300

views on the topic below.
ur response in paragraph
ailed response providing
logical arguments. Justify your
le examples. The length of the
etween 100 and 300 words.
n are becoming brash and
ge because of their exposure to
net.
agree? Support your stand with

fsdfsjsdfjsdlslds|

Words left: 299 out of 300

Activate Windows
Go to Settings to activate Windows

SUBMIT ANSWER



INFORMATION

QUESTION 1 *: Did your test start on time?

- Yes, it started on time.
- No, it was delayed by 15 minutes.
- No, it was delayed by 30 minutes.
- No, it was delayed by more than 30 minutes.

QUESTION 2 *: Was the test environment hygienic and quiet?

- Yes, it was quiet and conducive for a test, the lab was very hygienic.
- There were disturbances occasionally but it was mostly quiet. Cleanliness was satisfactory.
- The environment was quite for test but lab was untidy.
- The lab was clean but there was a lot of disturbance.
- The lab was untidy and there were lot of disturbance in exam.

QUESTION 3 *: Was the system you took the test on appropriate and did it



your queries :

- Yes, the representative gave the instructions and they were understandable, all my queries were resolved.
- Yes, the representative gave the instructions but they were not understandable, only few query were resolved
- No, the representative did not give any instructions, but answered all my queries.
- No, the representative was neither available nor did he give any instructions or answered any query.

QUESTION 5 *: How would you rate the AMCAT test interface? Were the instructions in the test easy to understand?

- The entire interface was very user friendly. Instruction was precise and easy to understand.
- The interface was fairly easy to use but needs improvement.
- The interface as well as instructions were little bit complicated.
- I had a lot of trouble trying to understand the test interface. Instructions were difficult to understand.

SUBMIT

Your response has been saved.

Thank you

FAQ'S FOR AMCAT TESTING

- **URL/link is not working**
 - Check the URL/Link, spelling and try again.
- **Username & Password is not working.**
 - Check the spelling and caps lock and try again.
- **I have not selected optional module and completed my test and I want to give it now.**
 - Start your test again with same username & password and fill all the same information which you have filled at the time of your previous attempt, post that select the modules and skip the modules which you have already attempted and give the remaining module, we will merge both the profiles at the time of processing result.
- **Internet issue or fluctuation issue.**
 - You need to only start your test if you are sure of the internet connection, once the test is started you need to complete the test.
- **I am not able to resume my test.**
 - You need to try post 5 minutes.
- **My test is automatically logged out due to internet/network issue.**
 - Not to worry you can resume your test post 5 minutes and the test will be resumed from same question and same time.
- **My test is invalidated because of out of focus max count executed.**
 - Need to know the reason first why you have left the test window, if satisfactory answer given then Start your test again with same username & password and fill all the same information which you have filled at the time of your previous attempt, post that select the modules and skip the modules which you have already attempted and give the remaining module, we will merge both the profiles at the time of processing result.
- **Due to pop-ups and updates my windows test page is not responding and test got logged out.**
 - Disable the updates of the system and Start your test again with same username & password and fill all the same information which you have filled at the time of your previous attempt, post that select the modules and skip the modules which you have already attempted and give the remaining module, we will merge both the profiles at the time of processing result.
- **Web cam of the laptop/system is not working.**
 - Disable the antivirus if there in the system, check firewall setting, clear the cache memory of the browser and retry, if it's not working post this too than the drivers are not installed properly.
- **What should we write in university registration number**
 - You need to write your college/university registration number here.
- **I forgot my security answer or its showing as incorrect security answer.**
 - Let us know your amcat id we will let you know the correct answer.
- **I was filling feedback form post completing the test and test got logged out.**
 - You can resume your test with same username and password.